Product & Solutions Guide

The Power in Cable Protection

Atkore™
Flexicon

www.atkore.com/flexicon

Building better together.

As the leader in infrastructure solutions, Atkore has brought together the brands that you've trusted for years, allowing us to better partner with those who are building what's next.

Atkore™

Allied Tube & Conduit • AFC Cable Systems • Heritage Plastics • Unistrut • United Poly Systems • FRE Composites • Cope • Calbrite
Unistrut Construction • Calbond • Kaf-Tech • Columbia-MBF • Eastern Wire + Conduit • ACS/Uni-Fab • Four Star Industries • Marco
Power-Strut • Calconduit • Razor Ribbon • Calpipe Security • Queen City Plastics • Sasco Strut • Vergokan • Flexicon • Cii • US Tray

Learn more at atkore.com

Contents

Atkore Flexicon

Introduction

Why choose Flexicon - Intro and Global Presence 4
Why use Flexible Conduit? 6
What's New 12
Markets and Applications 14
- Construction 14
- Automation and Manufacturing 14
- Utilities 18
- Renewables 20
- Rail 22
- Hazardous Areas 26
- Hygienic 30
UL Products 34
Tailored Solutions 36

Non-Metallic Conduit and Fittings

Non-Metallic Conduit Selection Guide 40
Non-Metallic Fittings Selection Guide 42
FPAS, FPAL, FPAH, FPASC Conduits 44
FPR, FPI, FPIH, FPIHRL, FPP Conduits 45
FPADS, FPRDS, FPPDS Conduits 46
Flexilok® Fittings 48
FPA Type Fittings 50
Flexicon Ultra™ Fittings 56
FPA and FPAX T's, Dividers and Reducers 62
Connectabox™ 64
FPL Conduit 66
White Conduits and Accessories 67
FPY, FPYS, FPYL, FPYLS Conduits 68
MP, MPS and T's Fittings 69
Large Diameter Conduits and Fittings 70
Conduit Fixing Accessories - Clips and Channels 72
FPC Conduits and Fittings 74
LPC Conduits and Fittings 76
LPC-HG Hygienic Conduits and Fittings 80

Metallic Conduit and Fittings

Metallic Conduit Selection Guide 84
Metallic Fittings Selection Guide 86
FU and SSU Conduits and Fittings 88
FSU and FNU Conduits and Fittings 90
LFHU and FPU Conduits and Fittings 92
LTP, LTPAS, LTPHC, LTPLFH Conduits 94
LTPUL, LTPPU, LTPPUAS, LTPSS Conduits 95
LTBRDP and LTBRDLFH Conduits 96
LTP Standard Fittings 98
LTP UL Listed Fittings 100
EXD Flameproof Barrier Glands 102
EXE Fittings 104
EXD Accessories 105
LTPBRD Conduit and Fittings 106
LTP Hygienic Conduits and Fittings 108
FL and FLP Conduits and Fittings 110
LFHP Conduit and Fittings 111
FB and FUSSB Conduits and Fittings 112
FSB and LFHUBRD Conduits and Fittings 114
FSS and FSSBRD Conduits and Fittings 116
FPRSS, FPRTC, FPISS, FPIHSS, FPIHRLSS Conduits and Fittings 118
Cable Gland Fittings 120
FTCB Over Braid 121

Accessories

SS and NPB Round Box 122
Accessories - Locknuts, Washers, Clips, Clamps, Stopping Plugs, Thread Converters and Abrasion Rings 124
Tools 127
Contractor Packs - Hygienic, PVC, Divisible, PA6, PVC Spiral, Polypropylene, Steel with PVC 128

Technical Data

Chemicals Chart - Non-Metallic 130
Chemicals Chart - Metallic 132
Thread tables 134
IP Ratings and Guidance 135
Conduit Cutting and Assembly Instructions 136
Hazardous Technical Info 140
Connectabox™ Installation 141
Product Testing, Standards and Approvals 142
Part Number Index 148
Flexi-App and 3D CAD Models 158

Atkore™
Flexicon

Intro

We are focussed on bringing Customers the latest solutions and technologies for Cable Protection. We design, develop and manufacture our products from our Headquarters in Birmingham, UK therefore you can be assured of our quality and engineering excellence.

At the forefront of material technologies and industrial design, our Engineering and Manufacturing teams deliver reliable solutions that work for the long term.

"We drive innovation, developing tomorrow's solution for today."

Our design, testing and prototyping facility enables us to understand, interpret and respond to Customer requirements quickly and easily. We use the latest design software & technology and can create models and 3D prototypes to establish technical solutions. We continue to invest in developing our range.

With onsite manufacturing, we can adapt and respond to meet our Customer demands and requirements.

Our range of non-metallic and metallic products help to protect cables from end to end, in many diverse markets, from Construction, Transportation, Utilities, Machinery & Automation and Hazardous Areas to name but a few.

DESIGNED, TESTED & MANUFACTURED IN THE UK

Global Presence

With a Global reach, we work closely with our Customers to become part of the Supply Chain. We understand the importance of working with suppliers who offer support, expertise and guidance.

Our products have been installed in all 7 continents, and we currently distribute through approved partners to over 60 different Countries.

International & National Conduit Standards

- BS EN IEC 61386-1 Conduit Systems, generally accepted worldwide other than North America
- BS EN IEC 61386-23 Flexible Conduit Systems
- BS EN IEC 61386-22 Pliable Conduit Systems
- AS/NZS 2053, Australia and New Zealand but based on IEC 61386
- UL 1660, Non-metallic UL listed conduit for North America
- UL 360, Metallic UL listed conduit for North America
- UL 514B, UL listed conduit fittings for North America
- UL 1696, Non-metallic UL recognised conduit systems for North America

Atkore™
Flexicon

Why use flexible conduit?

What would happen if your Cabling failed? In today's modern world there is an underlying trend towards more intelligent and automated systems driven by safety, efficiency and functionality. Flexible Conduit is the ideal solution to protect People and Personnel, Property and Processes.

Understanding all the hazards?

Risks and hazards to cabling can vary significantly based on application, operating environments and conditions, hence one system does not necessarily suit all.

We understand the performance properties of our products & solutions and can minimise your risk. We offer application guidance and expert advice whatever your challenges.

Incorrect Specification could lead to critical failures for your Cabling and Installation.

Don't take chances when it comes to your Cable Protection...









"whatever your application, we've got it covered..."

Potential Hazards to consider

When it comes to protecting Safety and Performance Critical Cabling, we have listed some of the potential hazards which could compromise your systems integrity.

Ingress Protection
- Penetration of solid objects, dust, liquid or steam

Impact
- Sharp or blunt forces which could cause damage

Crush / Compression
- Forces applied to cause deformation

Temperature
- Intensity of heat present - high or low. Rapid changes of temperature

Fire
- Destructive burning

Corrosion
- Damage caused to materials based on chemical reaction

Lightning Strike
- Damaged caused by natural electrical discharge

EMC
- Electromagnetic Compatibility

Abrasion
- Process of scraping or wearing something away

Tensile Strength
- Resistance to conduit being pulled from the fitting

Chemical resistance
- Reaction to different compounds or substances

Micro-organisms & Bacteria
- Danger from build up of bacteria, viruses and fungus

Static charge
- Build up on objects that cannot conduct a current

Explosive Gases / Dust
- Substance that can be made to explode

Condensation
- Water which collects as droplets on a cold surface

Grazing animals / Vermin or pests
- Livestock
- Sharpening of teeth, searching for food

Theft & Vandalism
- Stealing, unauthorised removal or deliberate damage

Fatigue Life
- Weakness caused by repeated variations of stress or continuous and repeated movement

Vibration and Shock
- Shaking or sudden movement

UV
- Resistance to Ultra Violet Radiation

Atkore™
Flexicon

Benefits of using flexible conduit...

Providing an inherent mechanical barrier for cabling, Flexible Conduit offers more than just protection for Cables and Installations. It allows users and specifiers to do things differently, challenging traditional installation practices and offers unrivalled product performance.

Flexible Conduit vs Rigid Conduit





- No bending / corner accessories required
- Simple Cutting plus no thread cutting required
- Suitable for Static and / or Dynamic Applications
- Improved strength to weight ratio
- Long Coiled Products as opposed to Straight lengths - easy to handle
- No specialist tools required
- Easy routing of product around obstructions
- Can be composite, metal or plastic material
- Can be retrofitted
- Can configure pre made assemblies / harnesses

Flexible Conduit vs Cable Glands

- Can group multiple cables in one system meaning less terminations
- Reduced physical glanding space required for termination of cables
- Reduced risk of system failure due to fewer points of entry
- Can replace faulty cables without replacing entire System
- Can upgrade and add circuits with ease
- Fitting does not have to compress the cable to ensure sealing
- Can be retrofitted with ease
- Suitable for use with multiple cable types
- Quicker to install
- Conduit fittings offering strain relief available
- No need for specialist cables

Flexible Conduit vs Armoured Cables

- Simple Cutting - easier assembly
- Can combine multiple cable types in one system using off the shelf products
- Can make quick changes / upgrades to circuits within existing system
- Easy routing of cables with different bend radius
- Can replace faulty cables without replacing entire system
- Suitable for Static and / or Dynamic Applications
- Can be retrofitted
- Swivel thread fittings available to ease Installation
- Mechanical protection provided by the Conduit - no need for specialist cables
- Easier termination of glands

Flexible Conduit vs Trunking

- Coiled Products as opposed to lengths
- Easy routing of product
- Higher IP ratings
- Can be retrofitted
- No requirement for corners
- Simple Cutting
- Simple termination
- Suitable for Static and / or Dynamic Applications

Atkore™
Flexicon

Realise the Benefits of using Flexible Conduit...

- **Simplicity**
- **Speed of Installation**
- **Lifetime Solution**
- **System Integrity**

Simplicity

- No need for Specialist Cables
- Standard & Single Core Cables can be grouped and protected in one system
- Less Product Inventory in the Supply Chain

Speed of Installation

- Combining cables mean less cable entry points /terminations
- Ease of fixing with various securing options
- No special tools required

Lifetime Solution

- Can easily add circuits throughout the life of the installation
- Easily accommodate changes as the installation needs change
- Off the shelf products

System Integrity

- Properties of the conduit can be matched to the potential hazards of the installation
- Reliable solution for protection of critical cabling

Atkore Flexicon

Cable Protection Specialists

We are focused on bringing Customers the latest solutions and technologies to solve their Cable Protection requirements.

Our knowledge, skills and expertise allows us to offer the ultimate solutions for technically demanding applications. We have been protecting performance and safety critical power and data cabling installations for many years.

DESIGNED, TESTED & MANUFACTURED IN THE UK

With a dedicated design team, we are at the forefront of material technologies and industrial design to deliver solutions that work not only for today but also for the long term. Our Engineers use their extensive knowledge to drive innovation and develop the future today. We participate and are involved in both the IEC (worldwide) and CENELEC (European) committees that prepare conduit standards.

We understand the importance of material properties and how they affect performance and suitability. We have developed specialist conduits, using the latest material technologies, to ensure compliance with the latest international fire performance standards - EN 45545 and NFPA 130.

We can offer guidance and reassurance when it comes to products performance. We know how our products will react to various hazards and technically demanding environments, supported by years of experience.

Other product testing

- Vibration and Shock Testing to EN 61373 Cat 2
- UV testing to UL 1660, 1,000 hour xenon arc
- Extended UV testing, 13,000 hour xenon arc
- 1,000 hours salt spray testing for corrosion
- Fire performance testing including flammability, smoke, toxicity, halogen content and fire load - see Page 148
- Electrical insulation testing to EN 61386 and ASTM D 495 and 3638
- Direct lightning strike of conduit and fixed fittings
- Low temperature impact testing
- EMC screening performance
- Anti-static testing
- Food contact testing to EU 10/2011

Quality Assurance, Testing & Manufacturing

We take testing seriously. Don't just take our word for it.

We have invested and committed to extensive independent testing for our Products, and Quality Audits for our Manufacturing Processes, to give you the confidence that our solutions do what we say they do.

Our list of certifications and quality approvals include:

We continuously test our products and are also independently audited to ensure our Product quality is as you would expect from a leading British Manufacturer. We understand the importance and potential consequences of product failure therefore to ensure suitability we test our products to the extremes.

Flexicon Ultra underwent more than 3,000 man hours of Ingress Protection testing during its development to ensure & validate product performance with all of our range of Nylon Non-Metallic Conduits in both fine pitch and coarse pitch derivatives. To demonstrate the Ingress Protection Performance to IP68 we tested our Flexicon Ultra products to a depth of 1metre for a period of 72hours. This is far beyond the requirement of BS EN IEC 60529, but potentially not beyond the requirements of certain applications (such as flooding). We also tested our Product to 2Bar (equivalent to 20m depth) for a period of 1 hour.

We work closely to support Customer specific testing to demonstrate Product Performance and suitability. We have previously demonstrated fatigue life tests representing a service life of 35 years with a minimum 1 million cycles with no point of failure.

Our in house laboratory allows us to continue to develop solutions and understand material and product capabilities. We continuously test and simulate product performance properties helping us to develop Customer Solutions which go above and beyond.

UV Test Chamber

Atkore™ Flexicon

What's New - Connectabox™

NEW

Flexicon's Connectabox™ is a unique, weatherproof connection box that provides a faster and simpler way to protect the interconnection of circuits and all types of cabling (power and data) without the need for additional seals or gels.

IP66 IP67 IP68 IP69 EN 45545-2

The IP66, IP67, IP68 and IP69 approved connection box is manufactured using modified Nylon PA6. It offers a truly weatherproof solutions that is lightweight, corrosion and UV resistant. This presents a practical solution for external applications or environments which are exposed to harsh external conditions or where routine maintenance may be more difficult. Maximum wiring space is achieved due to fast fit connectors, that simply twist and lock into place, without the need for threads or locknuts to secure.

Compatible with Flexible conduit, Cable glands or Rigid conduits to offer maximum flexibility for interconnection.

Benefits include;

- **IP66, IP67, IP68 (2 bar for 2hrs) and IP69** performance
- **UV Resistant -** suitable for outdoor use
- **4x fast fit** connection points entry points with flexible conduit
- **Corrosion resistant -** suitable for wet environments
- **Anti-tamper and vibration** performance
- Connect **multiple Outlets / Ways** - configure depending on requirements
- Can be drilled to accept **cable glands and rigid conduit**
- Low Fire Hazard - **EN45545-2 HL3 to R22 and R23**

Maximum internal wiring space - no protruding threads or locknuts



Quick release system for reconfiguring outlets - Push down to release fitting



Anti vibration lever

Blank off unused outlets

What's New?

Innovation is at the centre of everything we do. This Product Guide features no less than 9 new Conduit Systems.

Highlighted below are a selection of new products featured in the 14th Edition.

FPIHRL - Non Metallic Conduit

This new range of corrugated conduits features enhanced fire performance properties to EN 45545 HL3 R23 for exterior vehicle applications, combined with excellent dynamic performance offering fatigue life and flexibility for the Rail Industry.



Abrasion Rings

Designed to provide additional protection and prolong the life of non-metallic conduit systems which could be subject to extreme abrasion or potential damage from continuous rubbing. The abrasion rings can be fixed anywhere along the length of the conduit and are fixed in position to maintain localised additional protection.

Divisible Conduits - FPRDS and FPPDS

New ranges of divisible conduits in different materials for Rail and General purpose applications. Ideal for retrofit cable protection where the need to protect cables or repair cabling has been identified.

FPA80 - Large Diameter Fitting

Suitable for use with any of Flexicon's 80mm non-metallic conduit systems, this fitting offers a simple easy to use one piece push fit connection with the conduit. Offering all the benefits of the trusted FPA range of fittings, with 360° teeth to provide all round protection and high tensile strength which is particularly important with larger conduit systems which may contain more and heavier cabling.

UL Listed Hygienic Conduits

This range of Hygienic Flexible Conduits are UL listed (UL 360) and NSF 169 component for splash zones in food production areas. Available from 3/8" up to 2" for use in Food and Beverage and other Hygienic applications where UL approvals are required.

Hygienic Elbows

This new range of Hygienic Flexible Conduit elbow glands, available in Metric and NPSM threads, offer space saving opportunities and reduces potential stress on bending connected conduits. Manufactured from SS 316L material, the glands offer a smooth, easy to clean surface, designed for use with our Hygienic range of Conduits systems for Food & Beverage, Machinery & OEM's Healthcare and Pharmaceutical applications.

Atkore Flexicon

Construction

The Construction sector relies on safe and effective Cable Protection to ensure the safety of People and Property. Electrical faults or failures can have disastrous consequences and can jeopardise necessary critical services.

Whether it is a Datacentre, Hospital, Financial Institution, Airport, Hotel or Warehouse the continuous and safe availability of services is paramount.

The nature of construction and building sites often means that last minute changes are a necessity. No matter how detailed or comprehensive the plan, changes in response to unforeseen circumstances or environments is common.

Routing cables through flexible conduit can help to protect and reduce the mechanical stress on cables, ensuring that cable bend radius' are not exceeded.

BS EN IEC 61386

Off site or modular construction is constantly developing due to the necessity to reduce build time and improve repeatability. Flexible Conduit can play an important role in the protection of wiring runs and pre-terminated connections to deliver a plug and play solution.

Flexible conduit can be either surface mounted or hidden within the fabric of the building. This can be under floors, above ceilings, down walls or inside concrete pours.

Sometimes conduits are part of the aesthetic design, with services visible as part of the look of the building.

Typical Hazards & Product Considerations

- Ingress Protection
- Fire Performance
- Corrosion
- Impact
- Temperature
- Aesthetics

Example applications

- Lighting
- CCTV
- IT / Data
- HVAC
- Building Controls
- BEMS / BMS
- Emergency Lighting
- Alarm Systems
- Access Controls
- Fire Safety, detection and protection
- Plant Room Equipment
- Switch Gear
- Distribution Boards
- Temporary Site Power
- Lightning protection
- Escalators and Lifts
- Refrigeration
- Data Centres

Typical Products

- FU - Galvanised Steel

- FSU - PVC Coated Galvanised Steel

- LFHU - LFH Coated Galvanised Steel

- FPAS - PA6 Corrugated

- FPP - Polypropylene

- LTPUL - PVC Coated Liquid Tight UL

Product installation examples:

- FU – Commercial Offices - Underfloor wiring to Distribution Boxes

- FSU – Plant rooms or connection of services - HVAC

- FU/LFHU – Public or municipal buildings - Emergency Lighting / CCTV where fire safety is paramount

- Liquid tight and Nylon systems for Data Centres

- Polypropylene – Acid resistant suitable to be buried in Concrete

Atkore Flexicon

Automation & Manufacturing

Manufacturing and Automation is constantly evolving, with the rapid emergence of new technologies to achieve greater safety, efficiency and functionality.

Whether it is performing operations such as processing, assembly, inspection or materials handling, or in some cases a combination of all of these, Manufacturing Automation relies on effective Cable Protection.

Operating environments can vary significantly, however the fundamental requirement for continuous operation still exists. Engineers are constantly challenged to innovate, looking for improvements to deliver more for less.

"Manufacturing Automation relies on effective Cable Protection"



BS EN IEC 61386

Typical hazards & product considerations

- Mechanical Strength
- Flexibility & Fatigue Life
- Ingress Protection
- Abrasion Resistance
- Chemical resistance
- Vibration & Shock Resistance
- Temperature
- Impact
- Hazardous Gases / Dust

Example applications

- Control & Instrumentation Systems – Detection / Measurement
- Printing, Marking & Engraving
- Materials Handling Equipment – Palletizers / Conveyers / Mixing & Dosing
- Packaging – Accumulators / Baggers / Carton Machines
- Logistics – Handling / Lifting / Conveying
- Fabrication Equipment – Bending / Presses / Welding / Forming
- Metal Cutting Equipment – Drilling / Grinding / Lathes / Milling / Rotary Transfer
- Refrigeration - Storage / Temperature Controlled Environments
- Pumps / Drives / Motors
- Plant Room Equipment - Electrical and Mechanical Services
- Robotics
- Plastics Processing

50

- FPA / FPAU - Range of Non-metallic fittings

46

- FPADS - Divisible Conduit Systems

Typical Products

45

- FPI - PA12 Corrugated

44

- FPAS - PA6 Corrugated

88

- SSU - Stainless Steel

90

- FSU - PVC Coated Galvanised Steel

44

- FPASC - PA6 Corrugated UL

94

- LTP - PVC Coated Liquid Tight

95

- LTPPU - Polyurethane Coated Liquid Tight

95

- LTPUL - PVC Coated Liquid Tight UL

Product installation examples:

- FPI – Production Line – Robotic arm

- SSU – Foundry – Lighting & ventilation

- FSU – Electrical Power – Distribution boards

- FPAS – Machines – Control Wiring

- LTPUL – Electrical Connection – Mains Power to machinery

Atkore Flexicon

Utilities

Whether this is the Water Industry or the latest in Telecommunications technology, public service Utilities are essential for a nation's economy and wellbeing.

Continuity of supply is critical for the Utilities sector. With considerable levels of investment, maximising asset lifetimes can help to achieve efficiencies and reliable operations.

Projects need to offer safety and security. Whether it is a Water Treatment Plant or a Telecommunications mast, the loss of power or data can have a significant impact on the provision of services. With the risk of significant fines Operating Companies need to ensure provision of Utilities and Services which are typically 24 hours a day, 7 days a week processes.

"Whether state owned or privatised, the Utilities and Services offered need to be continuous and safe"

BS EN IEC 61386

Typical hazards & product considerations

- Ingress Protection
- Mechanical Strength
- Fatigue Life
- UV resistance
- Abrasion Resistance
- Chemical resistance
- Corrosion Resistance
- Vibration & Shock Resistance
- Temperature
- Impact
- Hazardous Gases / Dust

Example applications

- Control & Instrumentation Systems – Detection / Measurement
- MCC (Motor Control Centres)
- Pumps / Drives / Motors
- Plant Room Equipment
- Lighting
- Alarms
- CCTV and Security
- Access Control
- UPS systems
- Base stations & Masts
- Antenna

Typical Products

116

- FSS - Stainless Steel Corrugated

88

- SSU - Stainless Steel

90

- FSU - PVC Coated Galvanised Steel

44

- FPAS - PA6 Corrugated

94

- LTP - PVC Coated Liquid Tight

95

- LTPUL - PVC Coated Liquid Tight UL

Product installation examples:

- FSU – Water Treatment Plant - External lighting

- FPAS – Telecommunication Towers - Machines – Control Wiring

- LTP – Sewage Treatment Works - Pumping Equipment

- FPIH – Primary Treatment Tanks

- LTPUL – Electrical Connection – Mains Power to machinery

Atkore Flexicon

Renewables – Solar / Wind / Hydro / Energy from Waste

Renewable Energy is a critical aspect of reducing global carbon emissions and offers an infinite source of power. This sector relies on new technologies to improve efficiency and maximise return on investment.

In the global drive to reduce the impact of greenhouse gas emissions, renewable energy is playing an increasingly important role.

Whether this is Onshore Wind, Offshore Wind, Solar PV or Biomass all categories rely on cabling and subsequently cable protection for efficient and safe operation. High cost of major mechanical repair, combined with long service life expectations and the remoteness of equipment pose significant challenges when specifying Cable Protection.

BS EN IEC 61386

Typical hazards & product considerations

- Vibration
- Abrasion
- UV
- Temperature
- Impact
- EMC
- Corrosion
- Ingress Protection
- Lightning Strikes
- Explosive Gases
- Animal attack
- Sand Storms



Solar Range - UV Performance for 20 years:

Flexicon's Solar Offer is a premium range of products designed for use for Cable Protection for Solar PV installations.

Flexicon warrants that the Flexible Conduit will not suffer from significant mechanical deterioration from ultra violet exposure for a period of up to 20 years from the purchase date of the product*.

* Contact Flexicon for further details - Terms and Conditions apply.

Example applications

- **Solar PV Farms**
  - Security and Perimeter Control
  - CCTV
  - DC Combiner boxes
  - Inverters
  - Substation
  - Weather Station
- **Hydro Electric**
- **Wind Turbine:**
  - Nacelle
  - Tower & Lighting
  - Electric Pitch System
  - Control System
  - Condition monitoring systems
  - Cooling and Heating
- **Biomass**

Typical Products

- FPADS - Dual slit conduit suitable for retrofit

- FPAS - PA6 Corrugated

- SSU - Stainless Steel

- LTBRDP Conduit - Galvanised Steel Core with Braid Layer and PVC Coating

- LTPSS - PVC Coated Liquid Tight with Stainless Steel inner core

- EXD - Flameproof Barrier Gland

- FUSSB - Galvanised Steel Core with Stainless Steel Overbraid

- Polyamide systems and FPAU Ultra™ Fittings

- Lightning Swivel Fitting - High continuity fitting specifically developed for Wind Turbines

Atkore™ Flexicon

Rail - Rolling Stock and Infrastructure

Passenger safety and operational integrity are vital characteristics of a modern rail network.

EN 45545-2 | NFPA 130 | IRIS Certification | bsi FM58347 | RoHS | REACh

Flexicon offer a range of products for this technically demanding sector. IP ratings, tensile strength characteristics, weight, corrosion resistance, fire performance properties and operating temperature ranges are all factors to consider.



NEW

Exterior Vehicle
- FPIHRL
- FTCB
- Flexicon ULTRA™ Fittings

CCTV
- LFHUBRD
- FSB fittings
- LFHU

Passenger Information Systems
- LFHU
- LFHUBRD
- FUSSB
- FSB Fittings

Lighting
- FUSSB
- FSS and FSSBRD
- LFHUBRD
- FSB Fittings

Tunnels
- LFHU
- LTPLFH
- FSS
- FPR
- FSSBRD

Atkore™
Flexicon

- High performance products offering superior tensile and impact / compression strength
- Designed to meet the strictest standards - EMC testing /vibration
- Wide product range to meet all applications
- Independently tested to the relevant standards
- Vibration proof
- Anti-tamper



Inter Vehicle Jumper Applications

NEW

- FPIHRL
- Flexicon ULTRA™ Fittings
- FTCB
- Abrasion Rings

Interior Vehicle Applications

- FPR
- FTCB
- FPA
- Flexicon ULTRA™ Fittings

Platform Trackside Power & Signalling

- FPAH
- FPIH
- Flexicon ULTRA™ Fittings

Bogies & Control System

NEW

- FPIHRL
- FTCB
- Flexicon ULTRA™ Fittings

Auto Couplers

NEW

- FPIHRL
- Flexicon ULTRA™ Fittings

Atkore™
Flexicon

Rail - Rolling Stock and Infrastructure

Passenger safety and operational integrity are vital characteristics of a modern rail network.

We know and appreciate the various challenges involved in achieving compliance to the latest industry legislation, managing and controlling risk, making procurement more efficient whilst striving for continuous improvement across the entire railway system.

"Flexicon have a proven track record in protecting Safety & Performance Critical Cabling"

Typical hazards & product considerations

- Fire Performance
- Ingress Protection
- Vibration & Shock Resistance
- Temperature
- Impact
- UV Resistance
- Strength to Weight ratio
- Flexibility
- Fatigue Life
- Abrasion Resistance
- Chemical resistance
- EMC

Example applications

Infrastructure

- Ticketing and Passenger Access
- Station Car Parks
- CCTV / Passenger Information Systems
- Lifts & Escalators
- Lighting
- Platform Edge Screens
- Rail Crossings
- Trackside Points Machines
- Trackside Signalling
- Trackside Power
- Tunnels
- Depot (Berthing and Maintenance)

Rolling Stock

- High Speed
- Intercity / Urban & Regional Trains
- Metro
- Trams & Trolleybuses
- Monorail
- Locomotives
- Propulsion & Control Systems
- Bogies
- HVAC
- Couplers
- Pantograph
- Brake Systems
- Door Modules
- ETCS

56

- FPAU - Range of Non-metallic fittings

72



- F-Clamps and Fixing Accessories

Typical Products

45

- FPR - PA6 Corrugated

45 NEW

- FPIHRL - PA12 Corrugated

118

- FPRSS - Stainless Steel Overbraid PA6 Corrugated

92

- LFHU - LFH Coated Galvanised Steel

114

- LFHUBRD - LFH Coated Galvanised Steel with SS Overbraid

94

- LTPLFH - LFH Coated Liquid Tight

95

- LTPPU - Polyurethane Coated Liquid Tight

116

- FSS - Stainless Steel Corrugated

Product installation examples:

- LFHUBRD - Passenger Information System

- LFHU - Public Address Voice Alarms for staff safety - Rail Depot



- LFHU - CCTV & Security

NEW

- FPIHRL - Control wiring on top of carriage

NEW

- FPIHRL - Intercar Jumpers

Atkore Flexicon

Hazardous Area Applications

System integrity and safety are critical for these technically demanding environments.

Using flexible conduit allows multiple cables to share the same space and hence reduce the number of entry points required into the control box and termination area.

- Simplified Termination
- Reduce installation times
- Cable is mechanically protected
- No need for specialist cables
- Can provide EMC screening
- Flameproof integrity
- Future proofing – easier to upgrade

CE 2575 UKCA 0359

Combining our flexible conduit system with our Flameproof EXD glands, Contractors and Operators can ensure they mechanically protect their cabling installation without compromising on safety to protect people and assets.

Our standard products facilitate tailored solutions, off the shelf, thus minimising any lead times. Flexible conduit from Flexicon can help to:

- Enhance Safety and System Integrity
- Extend service life
- Offer Corrosion Resistance (harshest environments)
- Minimise downtime
- Reduce installation time
- Reduce cost and weight



Local Support & Guidance

- Product applications and suitability
- Experts on hand on how to protect vulnerable cables in safety and performance critical installations
- Product support offered to;
  - End Users
  - Operators
  - EPC's
  - Consultants
  - OEM's

Scan me

Scan here to learn more about our **EXD Barrier Glands**

Presence of Gases & Vapours

- Upstream, Midstream and Downstream
- Refineries
- Chemical plants
- Loading and unloading areas in terminals
- Storage areas for tanks

Presence of Dust

- Mills
- Silos
- Combustion Plants
- Dust extraction
- Polymer Production
- Paint Shops

Markets and Applications

- Skids
- Control Boxes
- MCC (Motor Control Centres)
- Motors
- Lighting
- CCTV
- Control & Instrumentation
- Detection & Measurement

Petrochemical

Steel - Aluminium

Wood Working

Coal

Food & Beverage

Plastics

Chemicals & Pharma

OEM Machinery

Textiles

Atkore Flexicon

Hazardous Area Products

Flexicon have a wide range of cable protection solutions for use in Hazardous locations.

Routing of cables, both power and / or data, in hazardous areas, can be a complex task requiring detailed planning.

Our range offers a choice of seventeen different conduits, depending on the operating environment and technical challenges faced, suitable for use with our Ex d, Ex e and Ex t fittings.

Manufactured in Birmingham, UK, our comprehensive range of Ex d (flameproof), Ex e (Increased safety) and Ex t (Dust Ignition Protection) fittings and accessories offer customers choice when it comes to specifying hazardous area approved equipment.

Our products are manufactured to the latest ATEX, IEC Ex, UL and CU-TR directives and standards.

IEC IECEx Ex c UL us

CE 2575 UKCA 0359 DESIGNED TESTED & MANUFACTURED IN THE UK

Typical hazards & considerations

- Ingress protection
- Chemical resistance
- Temperature
- Hazardous Gases / Dust
- Low Fire Hazard
- Static charge
- Mechanical strength
- Corrosion resistance
- EMC
- Abrasion Resistance
- UV Resistance

LTP LTPAS LTPHC LTPLFH LTPUL LTPPU LTPPUAS LTPSS LTBRDP

UL Listed (file no. E247502) page 100

UL Listed for use in USA and Canada, UL file No. E247502 (ordinary locations).

Suitable for use in hazardous locations as per NEC: Article 501 (B)(2), Class I Div 2. Article 502 (A)(2) & (B)(2) Class II Div 1&2. Article 503 (A)(3) & (B)(3) Class III Div 1&2.

LTP-CUL Fittings

EXE - Increased safety & Dust Ignition proof page 104

Offering Ex e (Increased Safety) and Ex t (Dust Ignition Proof) protection.

Suitable for use in Zone 1, Zone 2, Zone 21 and Zone 22 Hazardous Areas when used with Flexicon's Liquid Tight Conduit Range.

LTP-EXE Fittings

EXD - Flameproof Barrier Glands page 102

Offering Ex d (Flameproof), Ex e (Increased Safety) and Ex t (Dust Ignition Proof) protection. Suitable for use in Zone 1, Zone 2, Zone 20, Zone 21 and Zone 22 Hazardous Areas. This gland can be used with any of Flexicon's Liquid Tight Conduit Range.

Scan me

Scan here to learn more about our **EXD Barrier Glands**

LTP-EXD Fittings

LTBRDLFH LTPBRD FSS FSSBRD LTP-FG LTP-FG LTPSS-FG AFCUL-FG

Atkore™ Flexicon

Hygienic Range

Production processes or environments which are subject to wash-down or hygienic requirements need to consider cable management carefully. Given the increase in automation, cable protection becomes even more important to protect power and data cabling.

Cleaning regimes are an important and essential process to ensure the safety and quality of a Company's Output and Goods. Whilst machinery or plant is being cleaned or maintained, production or service output is zero therefore this time should be as effective as possible, without compromising safety and quality.

"Flexicon can offer Hygienic Cable Protection solutions that save time and money"

HG HYGIENIC RANGE

EU Regulation 10/2011 **EN ISO 14159** **EN 1672-2**

EN IEC 61373 Cat 2 **BS EN IEC 61386**

Flexicon can offer Cable Protection products which enable efficient cleaning whilst providing system integrity for Hygienic Environments.



Our products protect against the build up of microbes and bacteria and also ensure that cleaning processes do not damage or compromise equipment operation.

Applications including Food & Beverage, Machinery & OEM's, Healthcare and Pharmaceutical Industries all rely on the benefits of effective Cable Protection.

Flexicon can offer connection solutions for your critical power and data cables in Hygienic environments.

Our new range of Stainless Steel Round Boxes have been designed using SS Grade 316L and feature a range of connection options.

Our Hygienic fittings are available as a short thread version, to ensure a secure connection whilst maximising wiring space within the Box.



Features & Benefits

1 Hygienic design

In accordance with EN1672-2 & EN ISO 14159

2 Smooth finish

Eliminate build up of bacteria & micro-organisms

3 High IP rating

IP66, IP67, IP68 (2 Bar) & IP69

4 Corrosion resistance

Material type (SS316L)

5 High chemical & thermal resistance

Resistant to chemicals & cleaning agents

6 Fewer components

Ease of assembly and integrated barrier seal to prevent contamination.

Atkore™
Flexicon

Hygienic Cable Protection Solutions

HG
HYGIENIC RANGE

Flexicon are the leading solutions provider to protect your critical power and data cables in Hygienic environments from damage caused by mechanical, electrical or environmental influences.

Flexible conduit is ideal for the Cable Protection, Management and routing of Power and / or data cables.

Simplicity

No need for specialist cables. Standard and single core cables can be grouped and protected in one system. Mechanical protection is provided by the conduit system. Fewer components mean less product inventory throughout the supply chain.

Space Saving

Grouping standard cables into one system means less glanding space / area required to terminate. Cost savings can be achieved by using smaller enclosures, less components and reducing installation time required to terminate.

Fixing

Multiple circuits can be fixed and secured in one system. This makes cleaning easy with one smooth outer cover. A range of fixing and mounting solutions are available to secure the Conduit in place throughout its lifetime.

Reduced Maintenance

Existing circuits can be replaced or added with ease using a conduit system, throughout the life of the installation. Less cable entry points means less opportunity for Ingress Protection failure during washdown or cleaning schedules.

Speed of Installation

Grouping cables using flexible conduit means fewer cable entry points to the enclosure / equipment therefore less installation time. Flexible Conduit offers the ability to route around equipment and plant without the need for specialist bending equipment.



Cable Protection for Hygienic Applications

Typical hazards & product considerations

- Chemicals
- Ingress Protection
- Corrosion – Chemicals and Wash down
- Steam jets
- Build up of Microbes and Bacteria
- Contamination
- Temperature
- Vibration
- Abrasion
- Continuous & Repeated Movement
- Explosive Gases

Example applications

- Processes and production plants in the food & pharmaceutical industry
- Dairy Industry
- Breweries and Beverage Industry
- Bakery
- Meat & Poultry
- Seafood
- Confectionary
- Frozen
- Fresh and Chilled Foods
- Pharmaceutical Industry
- Cosmetic Industry
- Medical Technologies
- Clean Service applications

81 NEW

- C-FG 90 Fitting 12mm to 63mm

81

- LPC-C-FG Fitting 12mm to 63mm

109

- LTP-C-FG Fitting 12mm to 63mm

122

- Round Box (SS316L)

Typical Products

80

- LPC-FG -

80

- LPC-FG -

80

- LPC-FG -

108

- LTP-FG -

108

- LTP-FG -

108

- LTBRDP-FG -

108

- LTBRDP-FG -

108

- LTPSS-FG -

NEW

108

- AFC - LFMC

NEW

80

- AFC - LFNC

Product installation examples:

- In line detection

- LPC Blue conduit with SS FG fitting

- Mixing Machines

- Extend or adapt circuits and wiring

- Automation and Processing Machinery

Atkore Flexicon

North American Approvals

UL Listed and UL Recognised Products

Flexicon have developed a range of products and solutions for installations which require either UL "Listing" or "Recognition" approvals. In North America, and sometimes the rest of the World, compliance with UL (Underwriters Laboratories) is a fundamental requirement.

UL standards are exacting and rigorous, with full transparency listed through the UL website. UL Representatives audit factories on a regular basis and any Manufacturers making claims regarding a product being "Listed" or "Recognised" can be verified by visiting the UL website.

Other standards include NFPA 70, also called the National Electrical Code, are the wiring rules for general wiring, and NFPA 79 is the Electrical Standard for Industrial Machinery.

UL Recognised

UL Recognised approval is applicable to a component or raw material that is to be incorporated into a piece of finished equipment that will itself be UL Listed.

UL Listed Products

UL Listed approval is applicable to a finished product that will be used in its own right.

Flexicon can offer both Non-metallic and metallic solutions where UL Listed is a requirement.

UL 514B Listed Conduit Fittings

Flexicon have the following conduit fittings ranges UL Listed to UL514B.

LTP-CUL

FPAX

Ultra™

UL 1660 Liquid-Tight, Flexible Non-metallic Conduit

UL 1660 is the Non-metallic flexible conduit standard. Corrugated conduit (known as type C), is normally made from nylon (polyamide) and as the fittings for this type of conduit are not compression fittings, the conduit and fittings need to be supplied as a system.

Flexicon has FPAS21C to FPAS67C, PA6 corrugated conduits UL listed to UL1660.

For more details see File No.E246572 – UL Listing for Flexicon FPASC.

The UL mark is cULus, showing approval for use in both USA and Canada.

This Conduit is designed for use with UL Listed range of FPAX and FPAU Ultra™ IP68 fittings from 21mm to 67mm with NPT and Metric threads.

For more details see File No. E247502 - UL Listing for Flexicon Fittings.

Atkore can also offer AFC UL-FG LFNC-B to UL 1660 standard, UL File E123464.

UL 360 Liquid-Tight, Flexible Steel Conduit

This is the standard for galvanised steel, PVC sheathed, flexible steel conduit. This standard specifies the conduit dimensions, with tolerances and for sizes up to 40mm it requires a copper bonding wire to be incorporated into the wall of the conduit.

Conduit fittings are specified under UL 514B, and are normally of a compression type that can cope with a wide tolerance range.

Flexicon's LTPUL conduit is UL listed to UL 360 for America and CSA approved for Canada.

Flexicon's LTP-CUL liquid tight fittings are UL listed to UL 514B, UL file No. E247502 (ordinary locations)

UL Listed for use in USA and Canada, UL file No. E247502 (ordinary locations).

Suitable for use in hazardous locations as per NEC: Article 501 (B)(2), Class I Div 2. Article 502 (A)(2) & (B)(2) Class II Div 1&2. Article 503 (A)(3) & (B)(3) Class III Div 1&2.

Atkore can offer a number of conduits with UL listing, notably AFC UL-FG LFMC to UL 360 standard, UL File E26540.

UL 1696 Non-metallic Protection Tubing

UL 1696 is the newest UL standard for conduit and is a system standard incorporating conduits and fittings.

Approval to UL 1696 gives a UL recognised system that may be incorporated into equipment that may itself end up being UL listed. Typically this standard covers corrugated polyamide and spirally reinforced PVC. This standard is harmonised between USA and Canada so UL can also certify that products are suitable for use in Canada.

Flexicon has most of its nylon, PA6 and PA12 corrugated conduits, FPAS, FPAL, FPAH, FPR, FPI and FPIH, together with its FPA (IP66), FPAX (IP68) and FLK (IP66) fittings UL recognised to this standard, including use in Canada, UL file number E229161.

Atkore Flexicon

Tailored Solutions

Flexicon can offer true engineering support when it comes to your Cable Protection requirements. When you talk to us, you know you are talking to the people that design, engineer and manufacture the products you are buying.

We are the experts when it comes to understanding product capabilities and can engineer solutions to help you save time and money when it comes to your protection requirements.

"one size does not necessarily fit all, we can work with you to save time and money using our Engineered solutions"

Whatever your application, we've got it covered...

Working closely with our customers, we understand their protection challenges and have provided numerous customised solutions. Some examples of specials and tailored solutions are listed below:

Non standard lengths

- **Long lengths –** Typically when 50m is not long enough we have provided extended lengths such as in special containers and cages up to 1,700m.
- **Short lengths –** 10m is our smallest standard coil length but we can offer shorter lengths if necessary.
- **Pre cut lengths –** Pre-cut to defined dimensions we can offer conduit pre-cut to your requirements ready to use saving you time.

Assemblies

- Ideal for use for wiring harnesses or for OEM's who are integrating products into their finished equipment. Consisting of pre-cut lengths of conduit, with fittings pre-terminated ready for assembly and wiring. Ideal for use in modular and pre-fabrication applications to simplify installation.

Different Polymer formulations

- We offer a range of different Polymer formulations to change the performance characteristics and properties of our Flexible Conduits. This could be to modify any of the following:
  - Colours
  - UV resistance
  - Flame retardancy
  - Fire performance properties
  - Anti-static

Bespoke thread sizes

- We can offer various thread sizes and types. Our Non metallic fittings utilise barb design allowing us to create a variety of thread sizes across our FPA, FPAX and FPAU conduit fittings with metallic threads. Our manufacturing capability enables us to create various thread types, lengths, size and form.

Bespoke thread types

- We can offer various termination options to interface with our Conduits. We have developed time and labour saving solutions to interface with equipment such as:
  - Push Fit termination - no thread
  - Pulling eye - assist with product handling
  - Integrated Cable Strain Relief

Metal finishes

- We can offer different material finishes for metal systems. Often the self colour of Galvanised Steel, Stainless Steel or Aluminium does not match the required aesthetics. We can chemically blacken Stainless Steel conduits and fittings so they are not visible. We can also offer anodising of aluminium components to suit required aesthetics.

All the above options are considered as specials and may be subject to agreed Minimum Order Quantities and Leadtimes.

Non-metallic conduit & fittings

Atkore™ Flexicon

Advances in material technologies and manufacturing techniques have created solutions that offer combinations of properties previously not associated with non metallic systems. We work with a range of non metallic material types, from Polyamide (PA6, PA12, PA66), Polypropylene (PP) and PVC and can offer over 27 systems in a range of sizes from 7mm to 106mm.

Flexicon can offer both corrugated conduits and smooth bore spiral helically reinforced conduits, offering you the choice depending on your application.



Key Features

- Wide range of sizes
- Light Weight
- High Strength to Weight ratio
- Easy to cut
- High Fatigue life
- Superior IP ratings - up to IP69
- Low Corrosion
- Highly Flexible

Key Features

- Suitable for a wide range of applications
- Easy to work with for ease of installation
- Reduced installation times
- Reduced whole life costs
- Reduced risk of water or dust ingress
- Suitable for retrofit applications
- Suitable for diverse environments
- Movement without any impact on performance

BS EN IEC 61386

Atkore Flexicon

Non-metallic conduit selection guide

Conduit System		FPAS	FPAL	FPAH	FPASC	FPR	FPI	FPIH	FPIHRL (NEW)	FPP	FPADS	FPRDS (NEW)	FPPDS (NEW)
												
IP Rating	IP40										●	●	●
	IP54												
	IP65												
	IP66	●	●	●	●	●	●	●	●	●			
	IP67	●	●	●	●	●	●	●	●	●			
	IP68	●	●	●	●	●	●	●	●	●			
	IP69	●	●	●	●	●	●	●	●				
Compression Strength (kg / 100mm)		75	60	120	75	75	45	60	60	35	60	60	60
Pull Off Strength (kg) for 21/20mm size		40	30	70	40	40	30	50	35	25	15	15	15
Min Bend Radius (mm) for 21/20mm size		45	40	55	45	45	35	45	55	40	120	120	120
Colours		black, grey	black, grey	black	black, grey	black	black	black	black	black, grey, white	black, blue, orange, white	black	black
High Fatigue Life		●	●		●		●	●	●				
Temp	Max	120˚C	120˚C	120˚C	120˚C	120˚C	110˚C	110˚C	110˚C	90˚C	120˚C	120˚C	90˚C
	Min	-40˚C	-40˚C	-40˚C	-40˚C	-40˚C	-50˚C	-50˚C	-50˚C	-20˚C	-40˚C	-40˚C	-20˚C
Category	Flexible	●	●	●	●	●	●	●	●	●			
	Pliable										●	●	●
Low Fire Hazard	** Extra * Standard	*		*	*	**	*	*	**		*	**	
	Halogen Free	●	●	●	●	●	●	●	●		●	●	
	Self Extinguishing	●	●	●	●	●	●	●	●	●	●	●	●
Fire Tests	EN 45545-2					●			●			●	
	NFPA-130					●						●	
Abrasion Resistance		●		●	●	●		●	●		●	●	●
Resistance to solvents		●	●	●	●	●	●	●	●		●	●	
UV Resistance		●		●	●	●	●	●	●		●	●	
Approvals	UL Recognised	●	●	●		●	●	●					
	UL Listed				●								
	Lloyds	●				●							
	London Underground					●						●	
	Network Rail	●		●		●		●	●		●	●	
	Food Contact												
ROHS		●	●	●	●	●	●	●	●	●	●	●	●
REACH		●	●	●	●	●	●	●	●	●	●	●	●
Page Number		44	44	44	44	45	45	45	45	45	46	46	46

124 Accessories
128 Contractor packs
130 Chemical resistance

Non-metallic conduit selection guide

Atkore Flexicon

	FPL	FPY	FPYS	FPYL	FPYLS	FPCB	FPCG	FPCGN	FPCBU	LPC	LPCO	LPCBU	LPCGN	LPC-FG	AFC UL-FG (NEW)
															
	●	●		●											
						●	●	●	●						
	●									●	●	●	●	●	●
	●	●		●						●	●	●	●	●	●
										●	●	●	●	●	●
										●	●	●	●	●	●
	150	60	N/A	45	N/A	60	60	60	60	120	120	120	120	120	120
	30	25	N/A	15	N/A	25	25	25	25	70	45	60	60	60	60
	30	40	40	40	40	35	35	35	35	70	70	70	70	70	70
	black, grey, white	black, grey	black	black	black	black	light grey	green	blue	grey	orange	blue	green	white, blue, grey	white
		●													
	70˚C	120˚C	120˚C	120˚C	120˚C	70˚C	70˚C	70˚C	90˚C	70˚C	70˚C	90˚C	70˚C	90˚C	80˚C
	-5˚C	-40˚C	-40˚C	-40˚C	-40˚C	-5˚C	-20˚C	-20˚C	-20˚C	-5˚C	-20˚C	-20˚C	-20˚C	-20˚C	-20˚C
		●		●		●	●	●	●	●	●	●	●	●	●
	●		●		●										
		●	●	●	●										
	●	●	●			●	●	●	●	●	●	●	●	●	●
		●	●												
		●	●	●	●										
						●				●					
						●	●	●	●						
															●
														●	●
	●	●	●	●	●	●	●	●	●	●	●	●	●	●	●
	●	●	●	●	●	●	●	●	●	●	●	●	●	●	●
	66	**68**	**68**	**68**	**68**	**74**	**74**	**74**	**74**	**76**	**76**	**76**	**76**	**76**	**76**

134 **Thread data** 136 **Technical guidance** 144 **Low fire hazard**

Atkore Flexicon

Non-metallic fittings selection guide

FPA

IP66

Straight Fitting

50 | 50 | 50 | 53 | 53

90° Elbow

50 | 51 | 51 | 53 | 54

45° Elbow

51 | 54 | 52 | 54 | 51

Fittings with Integral Strain Relief

121 | 55 | 55 | 55

Other Fittings

Coupler | T-Pieces | Reducer | Reducing Divider

52 | 52 | 62 | 62 | 62

Ultra FLEXICON

IP66 | IP67 | IP68 | IP69

Straight Fitting

Integrated Sealing Technology

56 | 56 | 56 | 57 | 57

90° Elbow

Integrated Sealing Technology

58 | 58 | 58 | 58 | 59

45° Elbow

Integrated Sealing Technology

60 | 59 | 60 | 60 | 59

Fittings with Integral Strain Relief

Integrated Sealing Technology

61 | 61 | 61

Other Fittings

Coupler | T-Pieces | Reducer | Reducing Divider

57 | 63 | 63 | 63

Other

Straight Flexilok
IP66

48

Compression
IP40

74

Hinged
IP40

46

Large Diameter
IP40 IP65 IP66

71

71

Elbows
IP66

48 49

IP65

75

IP40

71

Accessories

124



72

124

124

126

125

126

125

124

125

Connectabox
IP66 IP67 IP68 IP69

Through Box

64

T-Piece

64

Junction Box

64

Atkore™
Flexicon

Non-Metallic Conduit & Fittings

Non-metallic systems are typically lighter, easier to work with and more cost effective to install. With advances in material technologies non-metallic systems can provide an alternative solution where typically only metal systems had been considered previously.

FPAS

STANDARD LOW FIRE HAZARD *

Construction: Standard weight, flame retardant nylon (PA6) corrugated flexible conduit.

Colour: Black or Grey (RAL 7031). Orange available on request.*

Typical Applications: All types of machinery, public buildings.

- Highly flexible and high fatigue life
- High impact strength and recovers if crushed
- Temperature range -40˚C to +120˚C (-20˚C to +100˚C for moving applications)
- Lloyd's Register Type Approval
- UL recognised
- Low Fire Hazard (LFH), see page 144
- UL 94 V2 flame retardancy
- Halogen, sulphur and phosphorus free
- UV resistant (black)
- Abrasion resistant
- Highly resistant to solvents and oils
- Slit version also available FPAS-S please contact us

FPAL

Construction: Light weight nylon (PA6) corrugated flexible conduit.

Colour: Black or Grey (RAL 7031).

Typical Applications: Machines where lower mechanical protection is required and buildings.

- Highly flexible and high fatigue life
- High impact strength and recovers if crushed
- Temperature range -40˚C to +120˚C (-20˚C to +100˚C for moving applications)
- UL recognised
- Highly resistant to solvents and oils
- Self extinguishing
- Halogen, sulphur and phosphorus free

FPAH

STANDARD LOW FIRE HAZARD *

Construction: Heavy weight, flame retardant, nylon (PA6) corrugated flexible conduit.

Colour: Black.

Typical Applications: All types of machinery and public buildings where high mechanical strength required.

- High mechanical strength
- High impact resistance
- Temperature range -40˚C to +120˚C
- UL recognised
- Low Fire Hazard (LFH), see page 144
- UL 94 V2 flame retardancy
- Halogen, sulphur and phosphorus free
- UV resistant
- Abrasion resistant
- Highly resistant to solvents and oils

FPASC

c UL us

STANDARD LOW FIRE HAZARD *

Construction: Standard weight, flame retardant nylon (PA6) corrugated flexible conduit.

Colour: Black or Grey (RAL 7031).

Typical Applications: All types of machinery, public buildings where UL listed is a requirement.

- Highly flexible and high fatigue life
- High impact strength and recovers if crushed
- Temperature range -40˚C to +120˚C (-20˚C to +100˚C for moving applications)
- UL listed
- Lloyd's Register Type Approval
- Low Fire Hazard (LFH), see page 144
- UL 94 V2 flame retardancy
- Halogen, sulphur and phosphorus free
- UV resistant (black)
- Abrasion resistant
- Highly resistant to solvents and oils

european (NW) sizes	nominal size (mm)	pitch	FPAS part number	reel length (m)	outside dia (mm)	inside dia (mm)	min inside bend radius (mm)	FPAL part number	reel length (m)	outside dia (mm)	inside dia (mm)	min inside bend radius (mm)	FPAH part number	reel length (m)	outside dia (mm)	inside dia (mm)	min inside bend radius (mm)	FPASC part number	reel length (m)	outside dia (mm)	inside dia (mm)	min inside bend radius (mm)
7	10	F	FPAS10	50	10.0	6.3	15	FPAL10	50	10.0	6.5	15										
8	11	F	FPAS11	50	11.5	8.2	20	FPAL11	50	11.5	8.4	20										
10	13	F	FPAS13	25, 50	13.0	9.8	25	FPAL13	50	13.0	10.0	25	FPAH13	50	13.0	9.0	35					
12	16	F	FPAS16	25, 50	15.8	11.8	35	FPAL16	50	15.8	12.0	35	FPAH16	50	15.8	11.5	45					
14	18	F	FPAS18	50	18.5	14.2	40	FPAL18	50	18.5	14.2	35										
	20	C	FPAS20	25, 50	20.0	14.8	45	FPAL20	50	20.0	15.0	40										
17	21	F	FPAS21	25, 50	21.2	16.7	45	FPAL21	50	21.2	16.9	40										
	21	C											FPAH21	50	21.2	15.5	55	FPAS21C	50	21.2	16.0	45
	25	C	FPAS25	25, 50	25.0	19.1	50	FPAL25	50	25.0	19.3	45										
23	28	F	FPAS28	25, 50	28.5	22.8	50	FPAL28	50	28.5	23.0	45										
23	28	C											FPAH28	50	28.5	21.3	60	FPAS28C	50	28.5	21.7	50
29	34	C	FPAS34	25, 50	34.5	28.1	60	FPAL34	50	34.5	28.3	55	FPAH34	25	34.5	27.6	70	FPAS34C	50	34.5	28.1	60
36	42	C	FPAS42	10, 25	42.5	35.5	70	FPAL42	25	42.5	35.7	65	FPAH42	25	42.5	34.6	80	FPAS42C	25	42.5	35.5	70
48	54	C	FPAS54	10, 25	54.5	47.2	80	FPAL54	25	54.5	47.4	80	FPAH54	25	54.5	46.0	90	FPAS54C	25	54.5	47.2	80
56	67	C	FPAS67	10	67.2	56.3	130	FPAL67	10	67.2	56.5	110	FPAH67	10	67.2	56.3	130	FPAS67C	10	67.2	56.3	130
80	70	C	LDFPAS80	10	80.0	67.0	150	LDFPAL80	10	80.0	67.0	160										
106	95	C	LDFPAS106*	10	106.0	91.8	210	LDFPAL106*	10	106.0	91.5	210										

For larger diameter conduit see page 70

Ordering Notes

- Specify Black or Grey (B = Black, G = Grey) and reel length eg: FPAS21B-50M for a Black 50m reel
- Some reel lengths are MTO in grey
- See cutting tool page 127

* Indicates parts made to order on request and may be subject to MOQ and lead time

- **Available on request:**
  - longer lengths and bulk packaging
  - cut lengths and assemblies
  - other colours
  - full copies of independent test results confirming LFH properties
  - fine pitch 34mm sizes
  - Contractor Packs available see page 128 & 129
- For LFH performance see page 144

MORE CONDUITS OVERLEAF!

We have a range of products that can offer properties dependent on your requirement for impact resistance, flexibility, fatigue life, operating temperature and fire performance to name but a few.

EN 45545-2 NFPA 130

FPR

EXTRA LOW FIRE HAZARD

Construction: Standard weight nylon (highly flame retardant PA6) corrugated flexible conduit.

Colour: Black.

Typical Applications: Railways, underground and public buildings.

- Highly flexible and high fatigue life
- High impact strength and recovers if crushed
- Temperature range -40˚C to +120˚C (-20˚C to +100˚C for moving applications)
- UL recognised
- Lloyd's Register Type Approval
- Extra Low Fire Hazard (LFH)
- Compliant to LUL Std S1085
- UL 94 V0 flame retardancy
- Halogen, sulphur and phosphorus free
- UV resistant
- Abrasion resistant
- Highly resistant to solvents and oils
- EN 45545 HL3 Interior R22 and exterior R23

FPI

STANDARD LOW FIRE HAZARD

Construction: Standard weight nylon (PA12) corrugated flexible conduit.

Colour: Black.

Typical Applications: Robots and continual flexing.

- Highly flexible
- Exceptional fatigue life
- High impact resistance even at very low temperatures
- UV resistant
- Displays self recovery if crushed
- Temperature range -50˚C to +110˚C
- UL recognised
- Highly resistant to solvents and oils
- Self extinguishing
- Halogen, sulphur and phosphorus free

FPIH

STANDARD LOW FIRE HAZARD

Construction: Heavy weight nylon (PA12) corrugated flexible conduit.

Colour: Black.

Typical Applications: Robots and continual flexing where higher mechanical strength required.

- Highly flexible and high fatigue life
- High mechanical strength
- High impact resistance even at very low temperatures
- UV resistant
- Displays self recovery if crushed
- Temperature range -50˚C to +110˚C
- UL recognised
- Highly resistant to solvents and oils
- Self extinguishing
- Halogen, sulphur and phosphorus free

EN 45545-2

FPIHRL

NEW

EXTRA LOW FIRE HAZARD

Construction: Heavy weight nylon (PA12) corrugated flexible conduit.

Colour: Black.

Typical Applications: Where dynamic continual movement or flexing is required, with a higher mechanical strength even at very low temperatures such as on Bogies or Intercar Jumper assemblies. Rolling Stock applications requiring a superior level of fire performance.

- Highly flexible and high fatigue life
- High mechanical strength
- High impact resistance even at very low temperatures
- UV resistant
- Displays self recovery if crushed
- Temperature range -50˚C to +110˚C
- Highly resistant to solvents and oils
- Self extinguishing
- Extra Low Fire Hazard (LFH)
- Halogen, sulphur and phosphorus free
- EN 45545 HL3 Exterior R23

FPP

Construction: Standard weight polypropylene, flexible conduit.

Colour: Black, Grey (RAL 7031) or White (see page 71)

Typical Applications: Buildings, particularly where buried in concrete or plaster.

- Acid resistant
- Temperature range -20˚C to +90˚C
- Self extinguishing
- Slit version also available FPP-S

Other options available

Also available as Divisible - see FPPDS

FPR	part number	reel length (m)	outside dia (mm)	inside dia (mm)	min inside bend radius (mm)
	FPR10	50	10.0	6.3	15
	FPR13	50	13.0	9.8	25
	FPR16	50	15.8	11.8	35
	FPR20	50	20.0	14.8	45
	FPR21	50	21.2	16.7	45
	FPR25	50	25.0	19.1	50
	FPR28	50	28.5	21.7	50
	FPR34	50	34.5	28.1	60
	FPR42	25	42.5	35.5	70
	FPR54	25	54.5	47.2	80
	FPR67	10	67.2	56.3	130
	LDFPR80	10	80.0	67.0	160
	LDFPR106*	10	106.0	91.5	210

FPI	part number	reel length (m)	outside dia (mm)	inside dia (mm)	min inside bend radius (mm)
	FPI13	50	13.0	9.8	25
	FPI16	50	15.8	11.8	30
	FPI21	50	21.2	16.7	35
	FPI28	50	28.5	21.7	45
	FPI34	25	34.5	28.1	55
	FPI42	25	42.5	35.5	60
	FPI54	25	54.5	47.2	70
	FPI67	10	67.2	56.3	120

FPIH	part number	reel length (m)	outside dia (mm)	inside dia (mm)	min inside bend radius (mm)
	FPIH13	50	13.0	9.0	25
	FPIH16	50	15.8	11.5	35
	FPIH21	50	21.2	15.0	45
	FPIH28	50	28.5	21.3	50
	FPIH34	25	34.5	27.6	60
	FPIH42	25	42.5	34.6	70
	FPIH54	25	54.5	46.0	80
	FPIH67	10	67.2	56.0	130
	LDFPIH80	10	80.0	66.5	170
	LDFPIH106*	10	106.0	91.0	250

FPIHRL	part number	reel length (m)	outside dia (mm)	inside dia (mm)	min inside bend radius (mm)
	FPIHRL13	50	13.0	9.0	25
	FPIHRL16	50	15.8	11.5	35
	FPIHRL21	50	21.2	15.0	45
	FPIHRL28	50	28.5	21.3	50
	FPIHRL34	25	34.5	27.6	60
	FPIHRL42	25	42.5	34.6	70
	FPIHRL54	25	54.5	46.0	80
	FPIHRL67	10	67.2	56.0	130
	LDFPIHRL80	10	80.0	66.5	170
	LDFPIHRL106*	10	106.0	91.0	250

FPP	part number	reel length (m)	outside dia (mm)	inside dia (mm)	min inside bend radius (mm)	pitch	nominal size (mm)	european (NW) sizes
	FPP10	50	10.0	6.3	15	F	10	7
						F	11	8
	FPP13	50	13.0	9.8	25	F	13	10
	FPP16	50	15.8	11.8	35	F	16	12
						F	18	14
	FPP20	50	20.0	14.8	40	C	20	
	FPP21	50	21.2	16.7	40	F	21	17
						C	21	
	FPP25	50	25.0	19.1	50	C	25	
	FPP28	50	28.5	22.8	55	F	28	23
						C	28	23
	FPP34	25, 50	34.5	28.1	65	C	34	29
	FPP42	25	42.5	35.5	80	C	42	36
	FPP54	25	54.5	47.2	100	C	54	48
	FPP67	10	67.2	56.3	150	C	67	56
	LDFPP80	10	80.0	67.0	300	C	70	80
	LDFPP106*	10	106.0	91.5	400	C	95	106

For larger diameter conduit see page 70

Standards

BS EN IEC 61386

* Note: Refer to conduit properties for applicable standards

FOLD PAGE OUT!

EN 45545-2 NFPA 130

FPADS

STANDARD LOW FIRE HAZARD *

Construction: Double slit nylon (PA6) corrugated conduit.

Colour: Black. Other colours available* Orange, White, Blue and Grey.

Typical Applications: Retrofit and cable assemblies with pre terminated plugs.

- Made from 2 interlocking slit corrugated conduits
- Temperature range -40˚C to +120˚C
- Cables can be inserted laterally
- Provides abrasion resistance and routing of cables for static applications
- Self extinguishing
- Halogen, sulphur and phosphorus free
- UV resistant
- Other colours available* in 21mm and 28mm Grey, Blue, Orange and White

FPRDS

NEW

EXTRA LOW FIRE HAZARD **

Construction: Double slit nylon (highly flame retardant PA6) corrugated conduit.

Colour: Black.

Typical Applications: Retrofit and cable assemblies where Low Fire Hazard performance is required, i.e. Rail Industry.

- Made from 2 interlocking slit corrugated conduits
- Temperature range -40˚C to +120˚C
- Cables can be inserted laterally
- Provides abrasion resistance and routing of cables for static applications
- Self extinguishing
- Halogen, sulphur and phosphorus free
- Extra Low Fire Hazard (LFH)
- Compliant to LUL Std S1085
- UL 94 V0 flame retardancy
- EN 45545 HL3 Interior R22 and exterior R23
- NFPA 130
- Highly resistant to solvents and oils
- UV resistant

FPPDS

NEW

Construction: Double slit polypropylene corrugated conduit.

Colour: Black.

Typical Applications: Retrofit and cable assemblies where basic mechanical cable protection is required.

- Made from 2 interlocking slit corrugated conduits
- Temperature range -20˚C to +90˚C
- Cables can be inserted laterally
- Provides abrasion resistance and routing of cables for static applications
- Self extinguishing
- Acid resistant
- Also available as a handy Contractor pack – see page 128

FCL

Nylon corrugated conduit clip with integral lid

Nylon PA66 conduit clip with integral lid for increased security. Incorporates internal ribs to prevent corrugated conduit from pulling through, 20 kg with FPAS21.

FCLAMP

Non-metallic, heavy duty conduit clamp

Nylon PA66, conduit fixing clamp for corrugated conduit. Suitable for use with with fine or coarse pitch conduits. Can be used with a range of accessories including cover plates and weld plates (available separately - see page 72).

AB RINGS

NEW

Abrasion Rings

Provides additional mechanical protection from localised abrasion for corrugated conduits. Can be fixed anywhere along the conduit and internal ribs maintain desired location. Nylon PA66 construction and supplied as two half shells which interlock and secured using stainless steel self- tapping screws.

FPADS part number	reel length (m)	outside dia (mm)	inside dia (mm)	min inside bend radius (mm)	FPRDS part number	reel length (m)	outside dia (mm)	inside dia (mm)	min inside bend radius (mm)	FPPDS part number	reel length (m)	outside dia (mm)	inside dia (mm)	min inside bend radius (mm)	Conduit Clip	FCLAMP	Abrasion Rings	pitch	nominal size (mm)	european (NW) sizes
															FCL10			F	10	7
FPADS11*	50	11.5	6.2	70	FPRDS11	50	11.5	6.2	70	FPPDS11	50	11.5	6.2	70				F	11	8
FPADS13	50	13.0	7.9	75	FPRDS13	50	13.0	7.9	75	FPPDS13	50	13.0	7.9	75	FCL13			F	13	10
FPADS16	50	15.8	10.3	100	FPRDS16	50	15.8	10.3	100	FPPDS16	50	15.8	10.3	100	FCL16	FCLAMP- 3-16	AR16B	F	16	12
															FCL18			F	18	14
															FCL20			C	20	
FPADS21	50	21.2	13.9	120	FPRDS21	50	21.2	13.9	120	FPPDS21	50	21.2	13.9	120	FCL21	FCLAMP- 3-21	AR21B	F	21	17
															FCL21	FCLAMP- 3-21		C	21	
															FCL25			C	25	
															FCL28	FCLAMP- 4-28	AR28B	F	28	23
FPADS28	50	28.5	20.5	170	FPRDS28	50	28.5	20.5	170	FPPDS28	50	28.5	20.5	170	FCL28	FCLAMP- 4-28		C	28	23
FPADS34	25	34.5	26.6	180	FPRDS34	25	34.5	26.6	180	FPPDS34	25	34.5	26.6	180	FCL34	FCLAMP- 5-34	AR34B	C	34	29
FPADS42	25	42.5	32.0	200	FPRDS42	25	42.5	32.0	200	FPPDS42	25	42.5	32.0	200	FCL42	FCLAMP- 6-42	AR42B	C	42	36
FPADS54	25	54.5	43.0	240	FPRDS54	25	54.5	43.0	240	FPPDS54	25	54.5	43.0	240	FCL54	FCLAMP- 7-54	AR54B	C	54	48
															FCL67	FCLAMP- 7-67		C	67	56
																FCLAMP- 8-80		C	70	80
																		C	95	106

For larger diameter conduit see page 70

F = fine pitch C = coarse pitch

Ordering Notes

- Specify colour (B = Black, G = Grey) and reel length eg: FPP16B-50M for a Black 50m reel
- Some lengths are MTO in Grey
- FPPH available on request

* Indicates parts made to order on request and maybe subject to MOQ and lead time.

- **Available on request:**
  - longer lengths and bulk packaging
  - cut lengths and assemblies
  - additional sizes
  - other colours
- Hinged fitting available for 21mm double slit conduit - FDF21-M20B

Atkore™
Flexicon

Non-Metallic Conduit & Fittings

To make your selection from our wide range of flexible conduits easier, we have devised a table (see below) which offers a one page summary to help you when you come to select your fittings.

We have a wide selection of fittings that can be used with the conduits listed below.

Simply use the pull out page as a guide to see which fittings from the FPA, FPAU and Flexilok you can use with your chosen conduit.

Using this fold out page will illustrate the wide range of non-metallic corrugated conduits we offer. There are ten different non-metallic conduit families listed in this spread and these are detailed across Pages 44 - 46.

Ordering Notes

Once you have chosen your conduit from our wide range of products listed on Pages 44, 45 and 46, simply use this fold out page as a guide to see which fittings correspond with your selected conduit.

The fold out conduit summary chart below lines up with the respective susequent fittings pages to allow you to still see your selected conduit, whilst selecting your fittings.



european (NW) sizes	pitch	nominal size (mm)	OD mm	FPAS	FPAL	FPAH	FPASC	FPR	FPI	FPIH	FPIHRL	FPP	FPADS	FPRDS	FPPDS
				part number	part number	part number	part number	part number	part number	part number	part number	part number	part number	part number	part number
7	F	10	10.0	FPAS10	FPAL10			FPR10				FPP10			
7	F	10													
8	F	11	11.5	FPAS11	FPAL11								FPADS11	FPRDS11	FPPDS11
10	F	13	13.0	FPAS13	FPAL13	FPAH13		FPR13	FPI13	FPIH13	FPIHRL13	FPP13	FPADS13	FPRDS13	FPPDS13
10	F	13													
10	F	13													
12	F	16	15.8	FPAS16	FPAL16	FPAH16		FPR16	FPI16	FPIH16	FPIHRL16	FPP16	FPADS16	FPRDS16	FPPDS16
12	F	16													
12	F	16													
12	F	16													
14	F	18	18.5	FPAS18	FPAL18										
14	F	18													
	C	20	20.0	FPAS20				FPR20				FPP20		FPRDS20	FPPDS20
17	F	21	21.2	FPAS21	FPAL21			FPR21	FPI21			FPP21		FPRDS21	FPPDS21
17	C	21				FPAH21	FPAS21C			FPIH21	FPIHRL21		FPADS21		
17	C	21													
	C	25	25.0	FPAS25	FPAL25			FPR25				FPP25		FPRDS25	FPPDS25
23	F	28	28.5	FPAS28	FPAL28							FPP28			FPPDS28
23	C	28				FPAH28	FPAS28C	FPR28	FPI28	FPIH28	FPIHRL28		FPADS28	FPRDS28	
29	C	34	34.5	FPAS34	FPAL34	FPAH34	FPAS34C	FPR34	FPI34	FPIH34	FPIHRL34	FPP34	FPADS34	FPRDS34	FPPDS34
29		34													
36	C	42	42.5	FPAS42	FPAL42	FPAH42	FPAS42C	FPR42	FPI42	FPIH42	FPIHRL42	FPP42	FPADS42	FPRDS42	FPPDS42
36	C	42													
48	C	54	54.5	FPAS54	FPAL54	FPAH54	FPAS54C	FPR54	FPI54	FPIH54	FPIHRL54	FPP54	FPADS54	FPRDS54	FPPDS54
48	C	54													
56	C	67	67.0	FPAS67	FPAL67	FPAH67	FPAS67C	FPR67	FPI67	FPIH67	FPIHRL67	FPP67			
70	C	80	80.0	LDFPAS80	LDFPAL80			LDFPR80		LDFPIH80	LDFPIHRL80	LDFPP80			
95	C	106	106.0	LDFPAS106	LDFPAL106			LDFPR106		LDFPIH106	LDFPIHRL106	LDFPP106			

Standards

IEC EN 61386

Atkore™
Flexicon

Flexilok® system

IP66

EXTRA LOW FIRE HAZARD ★★

Construction: Nylon (PA66) moulded fitting.

- One piece fast fit
- Slim design
- IP rating: IP66
- Anti-vibration and tamper resistant
- Pull off strength with:
  (FLK21 - FPAS21 25kg)
  (FLK21 - FPAL21 20kg)
- Can be removed using a screwdriver
- Suitable for fine and coarse pitch conduits
- Temperature range -40˚C to +120˚C
- **Metric threads supplied complete with locknuts**
- Low Fire Hazard (LFH), see page 145
- Halogen, sulphur and phosphorus free
- Available in Black, Grey (RAL 7031) and white, see page 67
- 42mm and 54mm feature 4 teeth for added strength
- Thread face sealing washers may be required to maintain IP rating at the connection to other equipment, see page 124

Fittings

FLK	FLK	FLK-FLK	FLK90
Straight external thread Nylon, one piece, slim, fast fit, external threaded fitting suitable for knockouts or threaded entries. IP66	**Push in** Simple, one piece, push in fitting suitable for knockouts with no need for locknuts. Ideal for use when enclosure access is restricted. IP66	**Coupler** One piece, slim, fast fit coupler for joining 2 conduits together. IP66	**90° Elbow external thread** One piece, slim, fast fit, external threaded 90 degree elbow fitting suitable for knockouts. IP66

european (NW) sizes	nominal size (mm)	OD mm	FLK Ext Metric	FLK Ext PG	FLK Ext NPT	FLK Push in	FLK-FLK Coupler	FLK90 Ext Metric	FLK90 Ext PG
7	10	10.0	FLK10-M12	FLK10-PG7					
7	10								
8	11	11.5							
10	13	13.0	FLK13-M16	FLK13-PG9					
10	13								
10	13								
12	16	15.8	FLK16-M16	FLK16-PG11	FLK16–038	FLK16-PL20	FLK16-FLK16	FLK16-M16-90	FLK16-PG11-90
12	16		FLK16-M20	FLK16-PG13				FLK16-M20-90	
12	16								
12	16								
14	18	18.5							
14	18								
	20	20.0	FLK20-M20			FLK20-PL20	FLK20-FLK20	FLK20-M20-90	
17	21	21.2	FLK21-M20	FLK21-PG16	FLK21–050	FLK21-PL20	FLK21-FLK21	FLK21-M20-90	FLK21-PG16-90
17	21								
17	21								
	25	25.0	FLK25-M25			FLK25-PL25	FLK25-FLK25	FLK25-M25-90	
23	28	28.5	FLK28-M25	FLK28-PG21	FLK28-075	FLK28-PL25	FLK28-FLK28	FLK28-M25-90	FLK28-PG21-90
23	28								
29	34	34.5	FLK34-M32	FLK34-PG29	FLK34–100	FLK34-PL32	FLK34-FLK34	FLK34-M32-90	FLK34-PG29-90
29	34								
36	42	42.5	FLK42-M40	FLK42-PG36	FLK42–125			FLK42-M40-90	
36	42		FLK42-M50						
48	54	54.5	FLK54-M50	FLK54-PG48				FLK54-M50-90	
48	54		FLK54-M63						
56	67	67.0							
80	70								
106	95								

Ordering Notes

- Specify Black or Grey (B=Black, G=Grey) eg. FLK20-M20B
- For white version see page 67
- Grey and White options may be subject to MOQ and lead time
- Details for removal tools can be found on page 127

Also Available

- Push in fitting removal tool - see accessories page 127
- Brass threaded versions
- Two teeth version of 42mm and 54mm available on request

Removal Tool

NOTE: 42mm and 54mm require a removal tool to aid removal if necessary see page 127.

Properties

- One piece fast fit
- Slim design
- IP rating: IP66
- Anti-vibration and tamper resistant
- Pull off strength with:
  (FLK21 - FPAS21 25kg)
  (FLK21 - FPAL21 20kg)
  (FLK20-PP - FPP20 13kg)
- Can be removed using a screwdriver
- Suitable for fine and coarse pitch conduits
- Temperature range -40˚C to +120˚C
- **Metric threads supplied complete with locknuts**
- Halogen, sulphur and phosphorus free
- Available in Black, Grey (RAL 7031) and white, see page 67
- Polypropylene version suitable for acid environments
- Thread face sealing washers may be required to maintain IP rating at the connection to other equipment, see page 124

FLK45

45° Elbow external thread

One piece, slim, fast fit, external threaded 45 degree elbow fitting suitable for knockouts.

IP66

FLK-PP

Straight external thread

Polypropylene, one piece, slim, fast fit, external threaded fitting suitable for knockouts or threaded entries.

IP66

EC

End cap

Nylon PA66 end cap to snap over end of conduit and provide a smooth entry bush to prevent snagging and sharp edges, and provide a neat finish when no connectors are used.

REC

Rubber end cap

Thermoplastic elastomer cap used to seal end of conduit. Can be cut to size depending on size of cable. Can be additionally secured using cable tie (not supplied).

Ext Metric	Ext Metric (PP)	End Cap	part number	to fit conduit size	outlet ID mm	nominal size (mm)	OD mm	european (NW) sizes
			REC10	10	0-7	10	10.0	7
						10		7
			REC10	11	0-7	11	11.5	8
			REC13	13	0-7	13	13.0	10
						13		10
						13		10
	FLK16-M16-PP	EC16B	REC16	16	0-11	16	15.8	12
FLK16-M20-45						16		12
						16		12
						16		12
						18	18.5	14
						18		14
FLK20-M20-45	FLK20-M20-PP					20	20.0	
FLK21-M20-45		EC21B	REC21	21	0-15	21	21.2	17
		EC21B	REC21	21	0-15	21		17
						21		17
FLK25-M25-45	FLK25-M25-PP					25	25.0	
FLK28-M25-45		EC28B	REC28	28	0-21	28	28.5	23
		EC28B	REC28	28	0-21	28		23
FLK34-M32-45	FLK34-M32-PP	EC34B	REC34	34	0-25	34	34.5	29
						34		29
FLK42-M40-45		EC42B	REC42	42	0-34	42	42.5	36
						42		36
FLK54-M50-45		EC54B	REC54	54	0-46	54	54.5	48
						54		48
			REC67	67	0-52	67	67.0	56
			REC80	80	0-62	70		80
						95		106

Standards

Atkore™
Flexicon

FPA system

IP66

EXTRA LOW FIRE HAZARD ★★

Nylon & Brass threaded

Construction: Nylon (PA66) moulded
Construction: Nylon (PA66) moulded fitting with nickel plated brass swivel thread.
Colour: Black or Grey.

Fittings

FPA

Straight external thread
One piece, fast fit, external threaded fitting. Suitable for knockouts or threaded entries.

IP66

FPA

Straight UNEF swivel internal thread
One piece, fast fit fitting with nickel plated brass swivel UNEF internal thread for attachment to circular connectors.

IP66

FPA

Flange
One piece, fast fit fitting with nylon swivel flange with 'O' ring.

IP66

FPA90

90° Elbow external thread
One piece, fast fit, external threaded 90 degree elbow fitting. Suitable for knockouts.

IP66

european (NW) sizes	nominal size (mm)	OD mm	Ext Metric	Ext PG	Ext NPT	Ext UNEF	Thread	Flange	90 Degree Metric	90 Degree PG	90 Degree NPT
7	10	10.0	FPA10-M12	FPA10-PG7					FPA10-M12-90	FPA10-PG7-90	
7	10		FPA10-M16	FPA10-PG9							
8	11	11.5	FPA11-M12	FPA11-PG7					FPA11-M12-90		
10	13	13.0	FPA13-M12	FPA13-PG7		FPA13-BU063	(5/8")		FPA13-M16-90	FPA13-PG9-90	
10	13		FPA13-M16	FPA13-PG9		FPA13-BU075	(3/4")				
10	13		FPA13-M20	FPA13-PG11		FPA13-BU088	(7/8")				
12	16	15.8	FPA16-M16	FPA16-PG9	FPA16-038	FPA16-BU075	(3/4")	FPA16-FL	FPA16-M16-90	FPA16-PG9-90	FPA16-050-90
12	16		FPA16-M20	FPA16-PG11	FPA16-050	FPA16-BU088	(7/8")		FPA16-M20-90	FPA16-PG11-90	
12	16			FPA16-PG13		FPA16-BU100	(1")			FPA16-PG13-90	
12	16			FPA16-PG16		FPA16-BU119	(1 3/16")				
14	18	18.5	FPA18-M20	FPA18-PG13					FPA18-M20-90		
14	18										
	20	20.0	FPA20-M20						FPA20-M20-90		
17	21	21.2	FPA21-M20	FPA21-PG13	FPA21-050	FPA21-BU100	(1")	FPA21-FL	FPA21-M20-90	FPA21-PG16-90	FPA21-050-90
17	21		FPA21-M25	FPA21-PG16		FPA21-BU119	(1 3/16")				
17	21					FPA21-BU125	(1 1/4")				
	25	25.0	FPA25-M25						FPA25-M25-90		
23	28	28.5	FPA28-M25	FPA28-PG21	FPA28-075	FPA28-BU138	(1 3/8")	FPA28-FL	FPA28-M25-90	FPA28-PG21-90	FPA28-075-90
23	28		FPA28-M32	FPA28-PG29		FPA28-BU144	(1 7/16")				
29	34	34.5	FPA34-M32	FPA34-PG29	FPA34-100	FPA34-BU144	(1 7/16")	FPA34-FL	FPA34-M32-90	FPA34-PG29-90	FPA34-100-90
29	34		FPA34-M40			FPA34-BU175	(1 3/4")				
36	42	42.5	FPA42-M40	FPA42-PG36	FPA42-125	FPA42-BU200	(2")	FPA42-FL	FPA42-M40-90	FPA42-PG36-90	FPA42-125-90
36	42		FPA42-M50		FPA42-150	FPA42-BU225	(2 1/4")		FPA42-M50-90		FPA42-150-90
48	54	54.5	FPA54-M50	FPA54-PG42	FPA54-150	FPA54-BU200	(2")		FPA54-M50-90	FPA54-PG48-90	FPA54-150-90
48	54		FPA54-M63	FPA54-PG48	FPA54-200	FPA54-BU225	(2 1/4")		FPA54-M63-90		FPA54-200-90
56	67	67.0	FPA67-M63	FPA67-PG48	FPA67-200				FPA67-M63-90	FPA67-PG48-90	FPA67-200-90
70	80		FPA80-M85								
95	106										

Ordering Notes

- Specify Black or Grey (B = Black, G = Grey) eg. FPA16-M16B
- Grey option may be subject to MOQ and lead time
- The IP rating onto a UNEF threaded connector may be dependent on the design of the connector

- **Available on request:**
  - additional sizes, alternative threads
  - additional UNEF threads and combinations

Properties

- 1 part fast fit
- IP rating: IP66
- Vibration & shock tested to EN61373 Cat 2
- Tamper resistant
- Can be removed using a screwdriver
- Both 90˚ & 45˚ elbows incorporate swept bore to facilitate cable installation & protect cables when installed
- All round teeth give high pull off strength 70kg with FPAH21
- Suitable for fine and coarse pitch conduits
- Temperature range -50˚C to +135˚C
- Low Fire Hazard (LFH), see page 144
- Halogen, sulphur and phosphorus free
- Available in Black or Grey (RAL 7031)
- EN 45545 HL3 and NFPA 130 compliant
- Nylon metric threads supplied with glass reinforced nylon locknut
- Thread face sealing washers may be required to maintain IP rating at the connection to other equipment, see page 124

FPA90

90° Elbow UNEF swivel internal thread

One piece, fast fit, 90 degree elbow fitting with nickel plated brass swivel UNEF internal thread for attachment to circular connectors.

IP66

FPA90

Flange

One piece, fast fit 90 degree elbow fitting with nylon swivel flange with 'O' ring face seal.

IP66

FPA45

45° Elbow external thread

One piece, fast fit, external threaded 45 degree elbow fitting. Suitable for knockouts.

IP66

FPA45

45° Elbow UNEF swivel internal thread

One piece, fast fit, 45 degree elbow fitting with nickel plated brass swivel UNEF internal thread for attachment to circular connectors.

IP66

90 Degree UNEF	Thread	90 Degree Flange	45 Degree Metric	45 Degree PG	45 Degree NPT	45 Degree UNEF	Thread	nominal size (mm)	OD mm	european (NW) sizes
								10	10.0	7
								10		7
								11	11.5	8
FPA13-BU063-90	(5/8")							13	13.0	10
FPA13-BU075-90	(3/4")							13		10
FPA13-BU088-90	(7/8")							13		10
FPA16-BU075-90	(3/4")	FPA16-FL-90	FPA16-M20-45	FPA16-PG13-45	FPA16-050-45	FPA16-BU075-45	(3/4")	16	15.8	12
FPA16-BU088-90	(7/8")					FPA16-BU088-45	(7/8")	16		12
FPA16-BU100-90	(1")					FPA16-BU100-45	(1")	16		12
FPA16-BU119-90	(1 3/16")					FPA16-BU119-45	(1 3/16")	16		12
								18	18.5	14
								18		14
								20	20.0	
FPA21-BU100-90	(1")	FPA21-FL-90	FPA21-M20-45	FPA21-PG13-45	FPA21-050-45	FPA21-BU100-45	(1")	21	21.2	17
FPA21-BU119-90	(1 3/16")			FPA21-PG16-45		FPA21-BU119-45	(1 3/16")	21		17
FPA21-BU125-90	(1 1/4")					FPA21-BU125-45	(1 1/4")	21		17
								25	25.0	
FPA28-BU138-90	(1 3/8")	FPA28-FL-90	FPA28-M25-45	FPA28-PG21-45	FPA28-075-45	FPA28-BU138-45	(1 3/8")	28	28.5	23
FPA28-BU144-90	(1 7/16")					FPA28-BU144-45	(1 7/16")	28		23
FPA34-BU144-90	(1 7/16")	FPA34-FL-90	FPA34-M32-45	FPA34-PG29-45	FPA34-100-45	FPA34-BU144-45	(1 7/16")	34	34.5	29
FPA34-BU175-90	(1 3/4")					FPA34-BU175-45	(1 3/4")	34		29
FPA42-BU200-90	(2")	FPA42-FL-90	FPA42-M50-45	FPA42-PG36-45	FPA42-150-45	FPA42-BU200-45	(2")	42	42.5	36
FPA42-BU225-90	(2 1/4")					FPA42-BU225-45	(2 1/4")	42		36
FPA54-BU200-90	(2")	FPA54-FL-90*	FPA54-M50-45		FPA54-150-45	FPA54-BU200-45	(2")	54	54.5	48
FPA54-BU225-90	(2 1/4")					FPA54-BU225-45	(2 1/4")	54		48
								67	67.0	56
								80		70
								106		95

Standards

BS EN IEC 61386

Atkore™
Flexicon

FPA system

IP66

EXTRA LOW FIRE HAZARD ★★

Nylon & Brass threaded

Construction: Nylon (PA66) moulded

Construction: Nylon (PA66) moulded fitting with nickel plated brass swivel thread.

Colour: Black or Grey.

Fittings

FPA45

Flange

One piece, fast fit 45 degree elbow fitting with nylon swivel flange with 'O' ring face seal.

IP66

FPA-FPA

Coupler

One piece, fast fit, coupler to join corrugated conduits. Also available in FPAX and FPAU versions.

IP66

FPA-MPC

Coupler

One piece, fast fit, coupler to join corrugated conduit to rigid conduit.

IP66

european (NW) sizes	nominal size (mm)	OD mm	45 Degree Flange	Coupler	Rigid Conduit Coupler
7	10	10.0			
7	10				
8	11	11.5			
10	13	13.0			
10	13				
10	13				
12	16	15.8	FPA16-FL-45	FPA16-FPA16	FPA16-MPC16
12	16				
12	16				
12	16				
14	18	18.5			
14	18				
	20	20.0		FPA20-FPA20	
17	21	21.2	FPA21-FL-45	FPA21-FPA21	FPA21-MPC20
17	21				
17	21				
	25	25.0		FPA25-FPA25	
23	28	28.5	FPA28-FL-45	FPA28-FPA28	FPA28-MPC25
23	28				
29	34	34.5	FPA34-FL-45	FPA34-FPA34	FPA34-MPC32
29	34				
36	42	42.5	FPA42-FL-45	FPA42-FPA42	FPA42-MPC40
36	42				
48	54	54.5	FPA54-FL-45	FPA54-FPA54	
48	54				
56	67	67.0			
70	80				
95	106				

Ordering Notes

* Indicates parts made to order on request

- NPB = Nickel Plated Brass
- Grey option may be subject to MOQ and lead time

- **Available on request:**
  - for brass locknuts and sealing washers see accessories, page 124
  - EMC braid clamp version see page 121

Properties

- 1 part fast fit
- IP rating: IP66
- Vibration & shock tested to EN61373 Cat 2
- Tamper resistant
- Can be removed using a screwdriver
- Both 90˚ & 45˚ elbows incorporate swept bore to facilitate cable installation & protect cables when installed
- All round teeth give high pull off strength 70kg with FPAH21
- Suitable for fine and coarse pitch conduits
- Temperature range -50˚C to +135˚C
- Low Fire Hazard (LFH), see page 144
- Halogen, sulphur and phosphorus free
- Available in Black or Grey (RAL 7031)
- EN 45545 HL3 and NFPA 130 compliant
- Thread face sealing washers may be required to maintain IP rating at the connection to other equipment, see page 124

FPA

Straight swivel brass external thread

One piece, fast fit, swivel, nickel plated brass external threaded fitting. Suitable for knockouts or threaded entries.

IP66

FPA

Straight swivel brass internal thread

One piece, fast fit, swivel, nickel plated brass internal threaded fitting.

IP66

FPA90

90° Elbow swivel brass external thread

One piece, fast fit, swivel, 90 degree elbow, nickel plated brass external threaded fitting. Suitable for knockouts or threaded entries.

IP66

NPB Ext Metric	NPB Ext PG	NPB Int Metric	NPB Ext Metric	NPB Ext PG	nominal size (mm)	OD mm	european (NW) sizes
					10	10.0	7
					10		7
					11	11.5	8
FPA13-BM16	FPA13-BPG9	FPA13-BFM16	FPA13-BM16-90	FPA13-BPG9-90	13	13.0	10
					13		10
					13		10
FPA16-BM16	FPA16-BPG9	FPA16-BFM16	FPA16-BM16-90	FPA16-BPG9-90	16	15.8	12
FPA16-BM20	FPA16-BPG11	FPA16-BFM20	FPA16-BM20-90	FPA16-BPG11-90	16		12
					16		12
					16		12
					18	18.5	14
					18		14
					20	20.0	
FPA21-BM20	FPA21-BPG13	FPA21-BFM20	FPA21-BM20-90	FPA21-BPG13-90	21	21.2	17
	FPA21-BPG16			FPA21-BPG16-90	21		17
					21		17
					25	25.0	
FPA28-BM25	FPA28-BPG21	FPA28-BFM25	FPA28-BM25-90	FPA28-BPG21-90	28	28.5	23
					28		23
FPA34-BM32	FPA34-BPG29	FPA34-BFM32	FPA34-BM32-90	FPA34-BPG29-90	34	34.5	29
					34		29
FPA42-BM40	FPA42-BPG36	FPA42-BFM40	FPA42-BM40-90	FPA42-BPG36-90	42	42.5	36
FPA42-BM50			FPA42-BM50-90		42		36
FPA54-BM50	FPA54-BPG48*	FPA54-BFM50	FPA54-BM50-90	FPA54-BPG48-90*	54	54.5	48
FPA54-BM63			FPA54-BM63-90		54		48
FPA67-BM63					67	67.0	56
					80		70
					106		95

Standards

BS EN IEC 61386

Atkore™
Flexicon

FPA system

IP66

EXTRA LOW FIRE HAZARD ★★

Brass threaded

Construction: Nylon (PA66) moulded fitting with nickel plated brass swivel thread.
Colour: Black or Grey.

Fittings

FPA90

90° Elbow swivel brass internal thread
One piece, fast fit, swivel, 90 degree elbow, nickel plated brass internal threaded fitting.

IP66

FPA45

45° Elbow swivel brass external thread
One piece, fast fit, swivel, 45 degree elbow, nickel plated brass external threaded fitting. Suitable for knockouts or threaded entries.

IP66

FPA45

45° Elbow swivel brass internal thread
One piece, fast fit, swivel, 45 degree elbow, nickel plated brass internal threaded fitting.

IP66

european (NW) sizes	nominal size (mm)	OD mm	FPA90 NPB Int Metric	FPA45 NPB Ext Metric	FPA45 NPB Ext PG	FPA45 NPB Int Metric
7	10	10.0				
7	10					
8	11	11.5				
10	13	13.0	FPA13-BFM16-90			
10	13					
10	13					
12	16	15.8	FPA16-BFM16-90	FPA16-BM16-45	FPA16-BPG13-45	FPA16-BFM20-45
12	16		FPA16-BFM20-90	FPA16-BM20-45	FPA16-BPG16-45	
12	16					
12	16					
14	18	18.5				
14	18					
	20	20.0				
17	21	21.2	FPA21-BFM20-90	FPA21-BM20-45	FPA21-BPG13-45	FPA21-BFM20-45
17	21				FPA21-BPG16-45	
17	21					
	25	25.0				
23	28	28.5	FPA28-BFM25-90	FPA28-BM25-45	FPA28-BPG21-45	FPA28-BFM25-45
23	28					
29	34	34.5	FPA34-BFM32-90	FPA34-BM32-45	FPA34-BPG29-45	FPA34-BFM32-45
29	34					
36	42	42.5	FPA42-BFM50-90	FPA42-BM40-45	FPA42-BPG36-45	FPA42-BFM50-45
36	42			FPA42-BM50-45		
48	54	54.5	FPA54-BFM50-90	FPA54-BM50-45	FPA54-BPG48-45*	FPA54-BFM50-45
48	54			FPA54-BM63-45		
56	67	67.0				
70	80					
95	106					

Ordering Notes

- * Indicates parts made to order on request
- NPB = Nickel Plated Brass
- Grey option may be subject to MOQ and lead time

- **Available on request:**
  - for brass locknuts and sealing washers see accessories, page 124
  - EMC braid clamp version, see page 121

Properties

- 1 part fast fit
- IP rating: of conduit & fitting: IP66 of cable gland: IP68 (10 bar)+IP69
- Vibration & shock tested to EN61373 Cat 2
- Tamper resistant
- Can be removed using a screwdriver
- All round teeth give high pull off strength 70kg with FPAH21
- Both 90˚ and 45˚ elbows incorporate swept bore to facilitate cable installation and protect cables when installed
- Suitable for fine and coarse pitch conduits
- Temperature range:
  conduit fitting: -50˚C to +135˚C
  cable gland: -40˚C to +100˚C static
  -20˚C to +100˚C dynamic
- Low Fire Hazard (LFH), see page 144
- Halogen, sulphur and phosphorus free
- **Refer to accessories for clamping range page 129**
- Thread face sealing washers may be required to maintain IP rating at the connection to other equipment, see page 124

FPA

With integral cable gland

One piece, fast fit, swivel, nickel plated brass external threaded cable gland fitting. Suitable for knockouts or threaded entries.

IP66

FPA90

With integral cable gland

One piece, fast fit, swivel, 90 degree elbow, nickel plated brass external threaded cable gland fitting. Suitable for knockouts or threaded entries.

IP66

FPA45

With integral cable gland

One piece, fast fit, swivel, 45 degree elbow, nickel plated brass external threaded cable gland fitting. Suitable for knockouts or threaded entries.

IP66

NPB Metric	NPB Metric	NPB Metric	nominal size (mm)	OD mm	european (NW) sizes
			10	10.0	7
			10		7
			11	11.5	8
FPA13-BM16-CG	FPA13-BM16-CG-90		13	13.0	10
			13		10
			13		10
FPA16-BM16-CG	FPA16-BM16-CG-90	FPA16-BM20-CG-45	16	15.8	12
FPA16-BM20-CG	FPA16-BM20-CG-90		16		12
			16		12
			16		12
			18	18.5	14
			18		14
			20	20.0	
FPA21-BM20-CG	FPA21-BM20-CG-90	FPA21-BM20-CG-45	21	21.2	17
			21		17
			21		17
			25	25.0	
FPA28-BM25-CG	FPA28-BM25-CG-90	FPA28-BM25-CG-45	28	28.5	23
			28		23
FPA34-BM32-CG	FPA34-BM32-CG-90	FPA34-BM32-CG-45	34	34.5	29
			34		29
FPA42-BM40-CG	FPA42-BM40-CG-90	FPA42-BM40-CG-45	42	42.5	36
			42		36
FPA54-BM50-CG	FPA54-BM50-CG-90	FPA54-BM50-CG-45	54	54.5	48
			54		48
			67	67.0	56
			80		70
			106		95

Note: PG thread versions and EMC Cable Gland version on request.

Standards

BS EN IEC 61386

Atkore™
Flexicon

ULTRA™ system

IP66 IP67 IP68 IP69 EXTRA LOW FIRE HAZARD ★★

Construction: Nylon (PA66) moulded fittings featuring Integrated Sealing Technology
Construction: Nylon (PA66) moulded fittings featuring Integrated Sealing Technology with nickel plated brass swivel threads
Colour: 2 Tone Colour - Black and Grey.

Fittings ULTRA™ system straight

FPAU — Integrated Sealing Technology

Straight external thread
One piece fast fit, external threaded fitting with integrated conduit seal. Suitable for knockouts or threaded entries.

IP66 IP67 IP68 IP69

FPAU — Integrated Sealing Technology

Straight UNEF swivel internal thread
One piece fast fit fitting with nickel plated brass swivel UNEF internal thread for attachment to circular connectors with integrated conduit seal.

IP66 IP67 IP68 IP69

FPAU — Integrated Sealing Technology

Straight swivel brass external thread
One piece fast fit, swivel, nickel plated brass external threaded fitting with integrated conduit seal. Suitable for knockouts or threaded entries.

IP66 IP67 IP68 IP69

european (NW) sizes	nominal size (mm)	OD mm	Ext Metric	Ext PG	Ext NPT	Int UNEF	Thread	NPB Ext Metric	NPB Ext PG	NPB Ext NPT
7	10	10.0								
7	10									
8	11	11.5								
10	13	13.0	FPAU13-M16	FPAU13-PG9				FPAU13-BM16	FPAU13-BPG9	
10	13									
10	13									
12	16	15.8	FPAU16-M16	FPAU16-PG9	FPAU16-038	FPAU16-BU075	(¾")	FPAU16-BM16	FPAU16-BPG9	FPAU16-B038*
12	16		FPAU16-M20	FPAU16-PG11	FPAU16-050	FPAU16-BU088	(⅞")	FPAU16-BM20	FPAU16-BPG11	FPAU16-B050*
12	16			FPAU16-PG13		FPAU16-BU100	(1")			
12	16			FPAU16-PG16		FPAU16-BU119	(1 3/16")			
14	18	18.5								
14	18									
	20	20.0								
17	21	21.2	FPAU21-M20	FPAU21-PG13	FPAU21-050	FPAU21-BU100	(1")	FPAU21-BM20	FPAU21-BPG13	FPAU21-B050*
17	21		FPAU21-M25	FPAU21-PG16		FPAU21-BU119	(1 3/16")		FPAU21-BPG16	
17	21					FPAU21-BU125	(1¼")			
	25	25.0								
23	28	28.5	FPAU28-M25	FPAU28-PG21	FPAU28-075	FPAU28-BU138	(1⅜")	FPAU28-BM25	FPAU28-BPG21	FPAU28-B075*
23	28		FPAU28-M32	FPAU28-PG29						
29	34	34.5	FPAU34-M32	FPAU34-PG29	FPAU34-100	FPAU34-BU144	(1 7/16")	FPAU34-BM32	FPAU34-BPG29	FPAU34-B100*
29	34		FPAU34-M40							
36	42	42.5	FPAU42-M40	FPAU42-PG36	FPAU42-125	FPAU42-BU200	(2")	FPAU42-BM40	FPAU42-BPG36	FPAU42-B125*
36	42		FPAU42-M50		FPAU42-150	FPAU42-BU225	(2¼")	FPAU42-BM50		FPAU42-B150*
48	54	54.5	FPAU54-M50	FPAU54-PG42	FPAU54-150	FPAU54-BU200	(2")	FPAU54-BM50		FPAU54-B150*
48	54		FPAU54-M63	FPAU54-PG48	FPAU54-200	FPAU54-BU225	(2¼")	FPAU54-BM63	FPAU54-BPG48*	FPAU54-B200*
56	67	67.0	FPAX67-M63		FPAX67-200					
70	80									
95	106									

Ordering Notes

* Indicates parts made to order on request
- NPB = Nickel Plated Brass
- **Available on request:**
  - other threads
  - for brass locknuts and sealing washers see accessories, page 124
  - EMC braid clamp version see page 121

Fine Pitch

Coarse Pitch

Properties

- Fast fit - True one piece component
- IP rating: for conduit & fitting
  IP66 + IP67 + IP68 (2 bar 1hr) + IP68 (72hrs @ 1m) + IP69
- PA66 Nylon moulded fitting
- Nylon threads supplied complete with glass reinforced nylon locknut
- Metallic threads made from Nickel Plated Brass
- Face seal details:
  - **Metric Nylon threads supplied with retained Polyester Elastomer Washer**
  - **NPT and Metric Brass threads supplied with retained Fibre Washer**
  - **PG Brass threads supplied with Fibre Washer**
  - **UNEF, Flange and Cable Glands supplied with O-ring**
- Vibration and shock tested to EN61373 Cat 2
- Tamper resistant
- Both 90˚ and 45˚ elbows incorporate swept bore to facilitate cable installation and protect cables when installed
- Can be removed using a screwdriver
- All round teeth give high pull off strength 70kg with FPAH21
- Suitable for fine and coarse pitch conduits
- Temperature range:
  conduit fitting: -50˚C to +135˚C
- Low Fire Hazard (LFH) see page 144
- Halogen, sulphur and phosphorus free
- UV resistant
- Swivel threads allow assembly without twisting of cables
- EN 45545 HL3 and NFPA 130 compliant

FPAU

Integrated Sealing Technology

Straight swivel brass internal thread

One piece fast fit, swivel, nickel plated brass internal threaded fitting with integrated conduit seal.

IP66 IP67 IP68 IP69

FPAU

Integrated Sealing Technology

Flange

One piece fast fit fitting with nylon swivel flange with integrated conduit seal and with 'O' ring face seal.

IP66 IP67 IP68 IP69

FPAU - FPAU

Integrated Sealing Technology

Coupler

One piece fast fit coupler to join corrugted conduits.

IP66 IP67 IP68 IP69

NPB Int Metric	Flange	Coupler	nominal size (mm)	OD mm	european (NW) sizes
			10	10.0	7
			10		7
			11	11.5	8
FPAU13-BFM16			13	13.0	10
			13		10
			13		10
FPAU16-BFM16	FPAU16-FL	FPAU16-FPAU16	16	15.8	12
FPAU16-BFM20			16		12
			16		12
			16		12
			18	18.5	14
			18		14
			20	20.0	
FPAU21-BFM20	FPAU21-FL	FPAU21-FPAU21	21	21.2	17
			21		17
			21		17
			25	25.0	
FPAU28-BFM25	FPAU28-FL	FPAU28-FPAU28	28	28.5	23
			28		23
FPAU34-BFM32	FPAU34-FL	FPAU34-FPAU34	34	34.5	29
			34		29
FPAU42-BFM40	FPAU42-FL		42	42.5	36
			42		36
FPAU54-BFM50			54	54.5	48
			54		48
			67	67.0	56
			80		70
			106		95

Standards & Approvals

Technical Drawing



Integrated Sealing Technology

Ultra FLEXICON

Atkore™
Flexicon

ULTRA™ system

IP66 IP67 IP68 IP69 EXTRA LOW FIRE HAZARD ★★

Construction: Nylon (PA66) moulded fittings featuring Integrated Sealing Technology
Construction: Nylon (PA66) moulded fittings featuring Integrated Sealing Technology with nickel plated brass swivel threads
Colour: 2 Tone Colour - Black and Grey.

Fittings ULTRA™ system 90˚ and 45˚

FPAU 90 (Integrated Sealing Technology)

90˚ External thread
One piece fast fit, external threaded 90 degree elbow fitting with integrated conduit seal. Suitable for knockouts.

IP66 IP67 IP68 IP69

FPAU 90 (Integrated Sealing Technology)

90˚ UNEF Swivel internal thread
One piece fast fit, 90 degree elbow fitting with nickel plated brass swivel UNEF internal thread for attachment to circular connectors with integrated conduit seal.

IP66 IP67 IP68 IP69

FPAU 90 (Integrated Sealing Technology)

90˚ Swivel brass external thread
One piece fast fit, swivel, 90 degree elbow, nickel plated brass external threaded fitting with integrated conduit seal. Suitable for knockouts or threaded entries.

IP66 IP67 IP68 IP69

FPAU 90 (Integrated Sealing Technology)

90˚ Swivel brass internal thread
One piece fast fit, swivel, 90 degree elbow, nickel plated brass internal threaded fitting with integrated conduit seal.

IP66 IP67 IP68 IP69

european (NW) sizes	nominal size (mm)	OD mm	Ext Metric	Ext NPT	Int UNEF		NPB Ext Metric	NPB Ext PG	NPB Ext NPT	NPB Int Metric
7	10	10.0								
7	10									
8	11	11.5								
10	13	13.0	FPAU13-M16-90				FPAU13-BM16-90	FPAU13-BPG9-90		FPAU13-BFM16-90
10	13									
10	13									
12	16	15.8	FPAU16-M16-90	FPAU16-050-90B	FPAU16-BU075-90	(3/4")	FPAU16-BM16-90	FPAU16-BPG9-90	FPAU16-B050-90*	FPAU16-BFM16-90
12	16		FPAU16-M20-90		FPAU16-BU088-90	(7/8")	FPAU16-BM20-90	FPAU16-BPG11-90		FPAU16-BFM20-90
12	16				FPAU16-BU100-90	(1")				
12	16				FPAU16-BU119-90	(1 3/16")				
14	18	18.5								
14	18									
	20	20.0								
17	21	21.2	FPAU21-M20-90	FPAU21-050-90B	FPAU21-BU100-90	(1")	FPAU21-BM20-90	FPAU21-BPG13-90	FPAU21-B050-90*	FPAU21-BFM20-90
17	21				FPAU21-BU119-90	(1 3/16")		FPAU21-BPG16-90		
17	21				FPAU21-BU125-90	(1 1/4")				
	25	25.0								
23	28	28.5	FPAU28-M25-90	FPAU28-075-90B	FPAU28-BU138-90	(1 3/8")	FPAU28-BM25-90	FPAU28-BPG21-90	FPAU28-B075-90*	FPAU28-BFM25-90
23	28				FPAU28-BU144-90	(1 7/16")				
29	34	34.5	FPAU34-M32-90	FPAU34-100-90B	FPAU34-BU144-90	(1 7/16")	FPAU34-BM32-90	FPAU34-BPG29-90	FPAU34-B100-90*	FPAU34-BFM32-90
29	34				FPAU34-BU175-90	(1 3/4")				
36	42	42.5	FPAU42-M40-90	FPAU42-125-90B	FPAU42-BU200-90	(2")	FPAU42-BM40-90	FPAU42-BPG36-90	FPAU42-B125-90*	FPAU42-BFM50-90
36	42		FPAU42-M50-90	FPAU42-150-90B	FPAU42-BU225-90	(2 1/4")	FPAU42-BM50-90		FPAU42-B150-90*	
48	54	54.5	FPAU54-M50-90	FPAU54-150-90B	FPAU54-BU200-90	(2")	FPAU54-BM50-90	FPAU54-BPG48-90*	FPAU54-B150-90*	FPAU54-BFM50-90
48	54		FPAU54-M63-90	FPAU54-200-90B	FPAU54-BU225-90	(2 1/4")	FPAU54-BM63-90		FPAU54-B200-90*	
56	67	67.0								
70	80									
95	106									

Ordering Notes

* Indicates parts made to order on request

- NPB = Nickel Plated Brass
- **Available on request:**
  - other threads
  - for brass locknuts and sealing washers see accessories, page 124
  - EMC braid clamp version see page 121

How to identify a Flexicon ULTRA™ fitting

- 2 Tone colour - Capnut different to Body
- IP69 and Ultra logo marked on product
- Blue insert seal with visible ribs within capnut
- Retained Face Sealing Washer

FLEXICON Ultra

Properties

- Fast fit - True one piece component
- IP rating: for conduit & fitting
  IP66 + IP67 + IP68 (2 bar 1hr) + IP68 (72hrs @ 1m) + IP69
- PA66 Nylon moulded fitting
- Metallic threads made from Nickel Plated Brass
- Nylon threads supplied complete with glass reinforced nylon locknut
- Face seal details:
  - **Metric Nylon threads supplied with retained Polyester Elastomer Washer**
  - **NPT and Metric Brass threads supplied with retained Fibre Washer**
  - **PG Brass threads supplied with Fibre Washer**
  - **UNEF, Flange and Cable Glands supplied with O-ring**
- Vibration and shock tested to EN61373 Cat 2
- Tamper resistant
- Both 90˚ and 45˚ elbows incorporate swept bore to facilitate cable installation and protect cables when installed
- Can be removed using a screwdriver
- All round teeth give high pull off strength 70kg with FPAH21
- Suitable for fine and coarse pitch conduits
- Temperature range:
  conduit fitting: -50˚C to +135˚C
- Low Fire Hazard (LFH)
  see page 144
- Halogen, sulphur and phosphorus free
- UV resistant
- Swivel threads allow assembly without twisting of cables
- EN 45545 HL3 and NFPA130 compliant

FPAU 90

Integrated Sealing Technology

90˚ Flange

One piece fast fit 90 degree elbow fitting with nylon swivel flange with integrated conduit seal and 'O' ring face seal.

IP66 IP67 IP68 IP69

Flange

FPAU 45

Integrated Sealing Technology

45˚ Flange

One piece fast fit, 45 degree elbow fitting with nylon swivel flange with integrated conduit seal and with 'O' ring face seal.

IP66 IP67 IP68 IP69

Flange

FPAU 45

Integrated Sealing Technology

45˚ UNEF Swivel internal thread

One piece fast fit, 45 degree elbow fitting with nickel plated brass swivel UNEF internal thread for attachment to circular connectors with integrated conduit seal.

IP66 IP67 IP68 IP69

Int UNEF

				nominal size (mm)	OD mm	european (NW) sizes
				10	10.0	7
				10		7
				11	11.5	8
				13	13.0	10
				13		10
				13		10
FPAU16-FL-90	FPAU16-FL-45	FPAU16-BU075-45	(¾")	16	15.8	12
		FPAU16-BU088-45	(⅞")	16		12
		FPAU16-BU100-45	(1")	16		12
		FPAU16-BU119-45	(1 3/16")	16		12
				18	18.5	14
				18		14
				20	20.0	
FPAU21-FL-90	FPAU21-FL-45	FPAU21-BU100-45	(1")	21	21.2	17
		FPAU21-BU119-45	(1 3/16")	21		17
		FPAU21-BU125-45	(1¼")	21		17
				25	25.0	
FPAU28-FL-90	FPAU28-FL-45	FPAU28-BU138-45	(1⅜")	28	28.5	23
		FPAU28-BU144-45	(1 7/16")	28		23
FPAU34-FL-90	FPAU34-FL-45	FPAU34-BU144-45	(1 7/16")	34	34.5	29
		FPAU34-BU175-45	(1¾")	34		29
FPAU42-FL-90	FPAU42-FL-45	FPAU42-BU200-45	(2")	42	42.5	36
		FPAU42-BU225-45	(2¼")	42		36
FPAU54-FL-90	FPAU54-FL-45	FPAU54-BU200-45	(2")	54	54.5	48
		FPAU54-BU225-45	(2¼")	54		48
				67	67.0	56
				80		70
				106		95

Standards & Approvals

Benefits of Barb Construction

- Inherent swivel feature allowing easy connection to another thread for termination, eliminating any dynamic stress on the system
- Reduces wear between the retaining teeth and the conduit, which can often lead to failure

Atkore™
Flexicon

ULTRA™ system

IP66 IP67 IP68 IP69 EXTRA LOW FIRE HAZARD ★★

Construction: Nylon (PA66) moulded fittings featuring Integrated Sealing Technology
Construction: Nylon (PA66) moulded fittings featuring Integrated Sealing Technology with nickel plated brass swivel threads
Colour: 2 Tone Colour - Black and Grey.

Fittings ULTRA™ system 45˚

FPAU 45 — Integrated Sealing Technology

45˚ External thread

One piece fast fit, external threaded 45 degree elbow fitting with integrated conduit seal. Suitable for knockouts.

IP66 IP67 IP68 IP69

FPAU 45 — Integrated Sealing Technology

45˚ Swivel brass external thread

One piece fast fit, swivel, 45 degree elbow, nickel plated brass external threaded fitting with integrated conduit seal. Suitable for knockouts or threaded entries.

IP66 IP67 IP68 IP69

FPAU 45 — Integrated Sealing Technology

45˚ Swivel brass internal thread

One piece fast fit, swivel, 45 degree elbow fitting, nickel plated brass internal threaded fitting with integrated conduit seal.

IP66 IP67 IP68 IP69

european (NW) sizes	nominal size (mm)	OD mm	Ext Metric	Ext NPT	NPB Ext Metric	NPB Ext PG	NPB Ext NPT	NPB Int Metric
7	10	10.0						
7	10							
8	11	11.5						
10	13	13.0						
10	13							
10	13							
12	16	15.8	FPAU16-M20-45	FPAU16-050-45	FPAU16-BM16-45	FPAU16-BPG13-45	FPAU16-B050-45*	FPAU16-BFM20-45
12	16				FPAU16-BM20-45	FPAU16-BPG16-45		
12	16							
12	16							
14	18	18.5						
14	18							
	20	20.0						
17	21	21.2	FPAU21-M20-45	FPAU21-050-45	FPAU21-BM20-45	FPAU21-BPG13-45	FPAU21-B050-45*	FPAU21-BFM20-45
17	21					FPAU21-BPG16-45		
17	21							
	25	25.0						
23	28	28.5	FPAU28-M25-45	FPAU28-075-45	FPAU28-BM25-45	FPAU28-BPG21-45	FPAU28-B075-45*	FPAU28-BFM25-45
23	28							
29	34	34.5	FPAU34-M32-45	FPAU34-100-45	FPAU34-BM32-45	FPAU34-BPG29-45	FPAU34-B100-45*	FPAU34-BFM32-45
29	34							
36	42	42.5	FPAU42-M50-45	FPAU42-150-45	FPAU42-BM40-45	FPAU42-BPG36-45	FPAU42-B125-45*	FPAU42-BFM50-45
36	42				FPAU42-BM50-45		FPAU42-B150-45*	
48	54	54.5	FPAU54-M50-45	FPAU54-150-45	FPAU54-BM50-45	FPAU54-BPG48-45*	FPAU54-B150-45*	FPAU54-BFM50-45
48	54				FPAU54-BM63-45		FPAU54-B200-45*	
56	67	67.0						
70	80							
95	106							

Ordering Notes

* Indicates parts made to order on request

- NPB = Nickel Plated Brass

- **Available on request:**
  - other threads
  - for brass locknuts and sealing washers see accessories, page 124
  - EMC braid clamp version see page 121

Technical Drawing

Properties

- Fast fit - True one piece component
- IP rating: **for conduit & fitting - IP66 + IP67 + IP68 (2 bar 1hr) + IP68 (72hrs @ 1m) + IP69 for cable gland - IP68 (2 bar 1hr)**
- Nylon threads supplied complete with glass reinforced nylon locknut
- PA66 Nylon moulded fitting
- Metallic threads made from Nickel Plated Brass
- Face seal details:
  - **Metric Nylon threads supplied with retained Polyester Elastomer Washer**
  - **NPT and Metric Brass threads supplied with retained Fibre Washer**
  - **PG Brass threads supplied with Fibre Washer**
  - **UNEF, Flange and Cable Glands supplied with O-ring**
- Vibration and shock tested to EN61373 Cat 2
- Tamper resistant
- Both 90˚ and 45˚ elbows incorporate swept bore to facilitate cable installation and protect cables when installed
- Can be removed using a screwdriver
- All round teeth give high pull off strength 70kg with FPAH21
- Suitable for fine and coarse pitch conduits
- Temperature range: conduit fitting: -50˚C to +135˚C
- Low Fire Hazard (LFH) see page 144
- Halogen, sulphur and phosphorus free
- UV resistant
- Swivel threads allow assembly without twisting of cables
- EN 45545 HL3 and NFPA130 compliant
- Refer to tables below for clamping range (Cable Range)

ULTRA™ system R Type Cable Strain Relief

STRAIGHT

Integrated Sealing Technology

With integral cable gland

One piece fast fit, swivel, nickel plated brass external threaded cable gland fitting with integrated conduit seal. Suitable for knockouts or threaded entries.

IP66 IP67 IP68 IP69

90˚ ELBOW

Integrated Sealing Technology

Cable gland

One piece fast fit, swivel, 90 degree elbow, nickel plated brass external threaded cable gland fitting with integrated conduit seal. Suitable for knockouts or threaded entries.

IP66 IP67 IP68 IP69

45˚ ELBOW

Integrated Sealing Technology

Cable gland

One piece fast fit, swivel, 45 degree elbow, nickel plated brass external threaded cable gland fitting with integrated conduit seal. Suitable for knockouts or threaded entries.

IP66 IP67 IP68 IP69



NPB metric	Cable Range (mm)	NPB metric	Cable Range (mm)	NPB metric	Cable Range (mm)	NPB metric	Cable Range (mm)	nominal size (mm)	OD mm	european (NW) sizes
								10	10.0	7
								10		7
								11	11.5	8
FPAU13-BM16-CG-R1	4.0 - 6.5			FPAU13-BM16-CG-R1-90	4.0 - 6.5			13	13.0	10
FPAU13-BM16-CG-R2	5.0 - 8.0			FPAU13-BM16-CG-R2-90	5.0 - 8.0			13		10
FPAU13-BM16-CG-R3	6.5 - 9.5			FPAU13-BM16-CG-R3-90	6.5 - 9.5			13		10
FPAU16-BM16-CG-R1	4.0 - 6.5	FPAU16-BM20-CG-R1	4.0 - 6.5	FPAU16-BM16-CG-R1-90	4.0 - 6.5	FPAU16-BM20-CG-R1-45	4.0 - 6.5	16	15.8	12
FPAU16-BM16-CG-R2	5.0 - 8.0	FPAU16-BM20-CG-R2	5.0 - 8.0	FPAU16-BM16-CG-R2-90	5.0 - 8.0	FPAU16-BM20-CG-R2-45	5.0 - 8.0	16		12
FPAU16-BM16-CG-R3	6.5 - 9.5	FPAU16-BM20-CG-R3	6.5 - 9.5	FPAU16-BM16-CG-R3-90	6.5 - 9.5	FPAU16-BM20-CG-R3-45	6.5 - 9.5	16		12
		FPAU16-BM20-CG-R4	7.0 - 10.5			FPAU16-BM20-CG-R4-45	7.0 - 10.5	16		12
								18	18.5	14
								18		14
								20	20.0	
FPAU21-BM20-CG-R1	4.0 - 6.5	FPAU21-BM20-CG-R4	7.0 - 10.5	FPAU21-BM20-CG-R1-90	4.0 - 6.5	FPAU21-BM20-CG-R1-45	4.0 - 6.5	21	21.2	17
FPAU21-BM20-CG-R2	5.0 - 8.0	FPAU21-BM25-CG-R1	9.0 - 13.0	FPAU21-BM20-CG-R2-90	5.0 - 8.0	FPAU21-BM20-CG-R2-45	5.0 - 8.0	21		17
FPAU21-BM20-CG-R3	6.5 - 9.5	FPAU21-BM25-CG-R2	11.0 - 15.5	FPAU21-BM20-CG-R3-90	6.5 - 9.5	FPAU21-BM20-CG-R3-45	6.5 - 9.5	21		17
								25	25.0	
FPAU28-BM25-CG-R1	9.0 - 13.0	FPAU28-BM32-CG-R1	14.0 - 18.0	FPAU28-BM25-CG-R1-90	9.0 - 13.0	FPAU28-BM25-CG-R1-45	9.0 - 13.0	28	28.5	23
FPAU28-BM25-CG-R2	11.0 - 15.5	FPAU28-BM32-CG-R2	17.0 - 20.5	FPAU28-BM25-CG-R2-90	11.0 - 15.5	FPAU28-BM25-CG-R2-45	11.0 - 15.5	28		23
FPAU34-BM32-CG-R1	14.0 - 18.0			FPAU34-BM32-CG-R1-90	14.0 - 18.0	FPAU34-BM32-CG-R1-45	14.0 - 18.0	34	34.5	29
FPAU34-BM32-CG-R2	17.0 - 20.5			FPAU34-BM32-CG-R2-90	17.0 - 20.5	FPAU34-BM32-CG-R2-45	17.0 - 20.5	34		29
FPAU42-BM40-CG-R1	17.0 - 20.5	FPAU42-BM50-CG-R1	27.0 - 32.0	FPAU42-BM40-CG-R1-90	17.0 - 20.5	FPAU42-BM40-CG-R1-45	17.0 - 20.5	42	42.5	36
FPAU42-BM40-CG-R2	20.0 - 25.0	FPAU42-BM50-CG-R2	29.0 - 34.0	FPAU42-BM40-CG-R2-90	20.0 - 25.0	FPAU42-BM40-CG-R2-45	20.0 - 25.0	42		36
FPAU54-BM50-CG-R1	32.0 - 36.0	FPAU54-BM63-CG-R1	36.0 - 40.0	FPAU54-BM50-CG-R1-90	32.0 - 36.0	FPAU54-BM50-CG-R1-45	32.0 - 36.0	54	54.5	48
FPAU54-BM50-CG-R2	36.0 - 40.0	FPAU54-BM63-CG-R2	39.0 - 44.0	FPAU54-BM50-CG-R2-90	36.0 - 40.0	FPAU54-BM50-CG-R2-45	36.0 - 40.0	54		48
								67	67.0	56
								80		70
								106		95

Standards

How to identify a Flexicon ULTRA™ fitting

- 2 Tone colour - Capnut different to Body
- IP69 and Ultra logo marked on product
- Blue insert seal with visible ribs within capnut
- Retained Face Sealing Washer

Atkore™
Flexicon

FPA & FPAX

IP66 IP67 IP68 IP69 EXTRA LOW FIRE HAZARD ★★

T Pieces and Dividers

Construction: Nylon (PA66) moulded fitting.
FPA colour black or grey as standard. FPAX incorporate internal elastomeric seal(s).

Fittings

FPA	FPA	Reducer/Stop Plug
T piece with inspection lid Fast fit T piece with inspection lid. IP66	**Reducing divider** Fast fit reducing divider IP66	Fitting to reduce or blank off any outlets. IP66

R

SP

european (NW) sizes	Conduit In (mm)	Conduit Out x 2 for divider	FPA	FPA	Reducer/Stop Plug
12	16	13	FPA16T	FPA16-13-13	FPA13-R16 SP-R16
17	21	16	FPA21T	FPA21-16-16	FPA16-R21 FPA13-R21 SP-R21
23	28	21	FPA28T	FPA28-21-21	FPA25-R28 FPA21-R28 FPA20-R28 FPA16-R28 FPA13-R28 SP-R28
29	34	28	FPA34T	FPA34-28-28	FPA28-R34 FPA21-R34 FPA16-R34 SP-R34
36	42		FPA42T		FPA34-R42 FPA28-R42 FPA21-R42

Ordering Notes

* Indicates parts made to order on request and may be subject to MOQ and lead time

- **Available on request:**
  - other colours
- Grey option may be subject to MOQ and lead time

How to read the fittings code

FPAX21-R28

Conduit Size
T-piece or Reducer Size

Properties

- Fast fit
- **IP rating: FPA: IP66**
  FPAX: IP66 + IP67 + IP68 (2 bar 1hr)
  FPAX Divider: IP66 + IP67 + IP68 (2 bar 1hr) +IP69
- Maintains all the benefits of FPA and FPAX fittings
- Vibration and shock tested to EN61373 Cat 2
- Tamper resistant
- All round teeth give high pull off strength
- Low Fire Hazard (LFH), see page 144
- Halogen, sulphur & phosphorous free
- **Inspection lid facilitates pull through of cables easing installation on the T-piece**
- Rounded internal corners protect cable insulation during installation and use
- Incorporates mounting lugs to aid secure fixing
- EN 45545 HL3 and NFPA130 compliant

			FPAX	FPAX	Reducer/Stop Plug
			T piece with inspection lid Fast fit T piece with inspection lid and additional seals for enhanced IP rating. IP66 IP67 IP68	**Divider** Fast fit reducing divider with additional seals for enhanced IP ratings IP66 IP67 IP68 IP69	Fitting to reduce or blank off any outlets. IP66 IP67 IP68
					R SP
european (NW) sizes	Conduit In (mm)	Conduit Out x 2 for divider			
12	16	13	FPAX16T	FPAX16-13-13	FPAX13-R16 SP-R16
17	21	16	FPAX21T	FPAX21-16-16	FPAX16-R21 FPAX13-R21 SP-R21
23	28	21	FPAX28T	FPAX28-21-21	FPAX21-R28 FPAX16-R28 FPAX13-R28 SP-R28
29	34	28	FPAX34T	FPAX34-28-28	FPAX28-R34 FPAX21-R34 FPAX16-R34 SP-R34
36	42		FPAX42T	FPAX42-34-34	FPAX34-R42 FPAX28-R42 FPAX21-R42
48	54	42		FPAX54-42-42	

Standards

BS EN IEC 61386

Atkore™
Flexicon

Connectabox™ Features

Scan me

Scan here to learn more about our **Connectabox**



Lid Lanyard - Keeps lid and base together



Anti vibration lever

Identification label slot

Push & Twist quick fit fittings

Order configuration

To configure your requirements simply order from the table below. Fitting part numbers are listed, along with accessories to be used in the box CNB110. Kits are available consisting of standard components, shown by quantity in the table.

			Whats Included			
		Part No.	CNB110	CNB110-KIT2	CNB110-KIT3	CNB110-KIT4
Box & Lid		CNB110	1	1	1	1
Fittings	16mm	FPAU16-CNB				
	21mm	FPAU21-CNB			2	3
	28mm	FPAU28-CNB		2	1	
	34mm	FPAU34-CNB				1
Blanking Plug*		CNB-BP	4	2	1	0
Lanyard & Screw		CNB-LAN	1	1	1	1

Accessories		Part No.	Qty
Fittings	16mm	FPAU16-CNB	1
	21mm	FPAU21-CNB	1
	28mm	FPAU28-CNB	1
	34mm	FPAU34-CNB	1
Cable Gland	2-7mm	CNB-CG-2/7	1
	4.5-10mm	CNB-CG-4-5/10	1
	6-13mm	CNB-CG-6/13	1
	9-17mm	CNB-CG-9/17	1
Thread Insert	M20	CNB-BFM20	1
Blanking Plug*		CNB-BP	10
DIN Rail Insert Plate		CNB-INSERT	1
Fibre Insert Plate		CNB-INSERT-F	1
Extended Lid		CNB-EL	1

*All part numbers are for qty of 1 except CNB-BP which are supplied in a pack of 10.

Atkore™
Flexicon

FPL system

IP40 IP66 IP67

Construction: UPVC corrugated pliable conduit

Conduit



FPL

Construction: Standard weight, upvc, corrugated pliable conduit.

Colour Black, Grey (RAL 7045) or White. (see page 71 in certain sizes.)

Typical Applications: Static connections in buildings.

- High compression strength
- Bends to a small radius
- IP rating:
  IP40 with MP and T fittings
  IP66 with FLK fittings
  IP67 with MPS fittings
- Temperature range -5˚C to +70˚C
- Self extinguishing
- UV resistant (black)
- Tensile strength:
  FLK20 25kg
  MP20 20kg
  MPS20 15kg

Fittings

FLK

Straight external thread

One piece, slim, fast fit, nylon external threaded fitting suitable for knockouts or threaded entries.

IP66

FLK90

90° Elbow external thread

One piece, slim, fast fit, nylon external threaded 90 degree elbow fitting suitable for knockouts.

IP66

MP

Straight external thread

Straight nylon compression fitting external thread including locknut.

IP40

MPS

Straight external thread

Straight nylon compression fitting with seal external thread including locknut.

IP67

MP shown

nominal size (mm)	FPL	part number	reel length (m)	outside dia (mm)	inside dia (mm)	min inside bend radius (mm)	metric thread part number	metric thread part number	metric thread part number	metric thread part number
16	FPL16		100	16.0	12.0	25	FLK16-M16	FLK16-M16-90	MP-16-M16	MPS-16-M16
16							FLK16-M20	FLK16-M20-90	MP-16-M20	MPS-16-M20
20	FPL20		50, 100	20.0	15.0	30	FLK20-M20	FLK20-M20-90	MP-20-M20	MPS-20-M20
25	FPL25		50	25.0	19.5	40	FLK25-M25	FLK25-M25-90	MP-25-M25	MPS-25-M25
32	FPL32		25	32.0	25.0	50	FLK32-M32*	FLK32-M32-90*		

Ordering Notes

- Specify Black or Grey (B = Black, G = Grey)
- FPL can be used with FPA fittings
- Grey or White options may be subject to MOQ and lead time
- **Available on request:**
  - longer lengths and bulk packaging
  - cut lengths and assemblies, additional sizes
  - alternative threads, other colours
  - heavy duty version
- Thread face sealing washers may be required to maintain IP rating at the connection to other equipment, see page 124

* Indicates parts made to order

Don't Forget

Page 125

Standards

BS EN IEC 61386

CE UKCA

RoHS REACh

White Products

Construction: Polypropylene or upvc conduit system with nylon straight, 90° elbow, coupler and conduit clips options.

Conduit

FPP

For details see page 45

IP66

FPL

For details see page 66

IP66

Fittings

FLK

Straight external thread

One piece, slim, fast fit, external threaded fitting suitable for knockouts or threaded entries.

IP66

FLK-90

90° Elbow external thread

One piece, slim, fast fit, external threaded 90 degree elbow fitting suitable for knockouts.

IP66

FLK-FLK

Coupler

One piece, fast fit, slim coupler to join corrugated conduits.

IP66

FCL

Nylon corrugated conduit clip with integral lid

Nylon PA66 conduit clip with integral lid for increased security. Incorporates internal ribs to prevent conduit from pulling through.

FCL-P

Nylon plain conduit clip with integral lid

Nylon PA66 conduit clip with integral lid for increased security and plain internal diameter for use with rigid conduit or smoothbore flexible conduit.

european (NW) sizes	OD mm	FPP 50m coil	FPL 50m & 100m coil	Ext Metric	Ext Metric			
20	20.0	FPP20W-50M	FPL20W-100M	FLK20-M20W	FLK20-M20-90W	FLK20-FLK20W	FCL20W	FCL20W-P
25	25.0	FPP25W-50M	FPL25W-50M	FLK25-M25W	FLK25-M25-90W	FLK25-FLK25W	FCL25W	FCL25W-P
34	34.5	FPP34W-50M	FLK34-M32W	FLK32-M32W*				

PVC - Contractor pack

white

FPL-CP20W	M20 thread
FPL-CP25W	M25 thread

- 10m of FPL white conduit
- 10 x Flexilok® fittings
- 10 x Locknuts

LPC

Smooth bore, smooth cover, helically formed pvc, flexible conduit with spiral upvc reinforcement and flexible pvc jacket.

IP66 IP67 IP68

Available in 20mm and 25mm sizes. Use with FCL-P clips to secure.

See page 76 for more details

MPC

Straight nylon compression fitting with external thread

IP66 IP67 IP68

2 part compression fitting with internal spigot and all round teeth to grip conduit.

See page 77 for more details

Standards

Atkore™
Flexicon

FPY, FPYS, FPYL, FPYLS system

Corrugated flexible conduit

Properties

- Highly flexible and high fatigue life
- High impact strength and recovers if crushed
- Temperature range -40˚C to +120˚C
- Highly resistant to solvents and oils
- **Self extinguishing (FPY and FPYS)**
- Halogen, sulphur and phosphorus free

Conduit

FPY



Construction: Nylon (PA6) corrugated flexible conduit.
Colour: black.
Typical Applications: Automotive

FPYS



Construction: Slit nylon (PA6) corrugated flexible conduit.
Colour: black.
Typical Applications: Automotive looms, harnesses and retrofit.

FPYL



Construction: Nylon (PA6) corrugated flexible conduit.
Colour: black.
Typical Applications: Lightweight automotive.

FPYLS

Construction: Slit, light weight nylon (PA6) corrugated flexible conduit.
Colour: black.
Typical Applications: Lightweight automotive looms, harnesses and retrofit.

european (NW) sizes	nominal size (mm)	pitch	FPY part number	reel length (m)	outside dia (mm)	inside dia (mm)	min inside bend radius (mm)	FPYS part number	reel length (m)	outside dia (mm)	inside dia (mm)	min inside bend radius (mm)	FPYL part number	reel length (m)	outside dia (mm)	inside dia (mm)	min inside bend radius (mm)	FPYLS part number	reel length (m)	outside dia (mm)	inside dia (mm)	min inside bend radius (mm)
	7	F	FPY6B	100	7.1	4.8	10															
7	10	F	FPY8B	50	10.0	6.5	15	FPYS8B	50	10.0	6.5	15	FPYL8B*	100	10.0	6.5	15	FPYLS8B*	100	10.0	6.5	15
8	11	F	FPY10B	50	11.5	8.5	20	FPYS10B	50	11.5	8.5	20	FPYL10B*	100	11.5	8.5	20	FPYLS10B*	100	11.5	8.5	20
10	13	F	FPY12B	50	13.0	10.0	25	FPYS12B	50	13.0	10.0	25	FPYL12B*	100	13.0	10.1	25	FPYLS12B*	100	13.0	10.1	25
12	16	F	FPY16B	50	16.1	12.8	35	FPYS16B	50	16.1	12.8	35	FPYL16B*	100	16.1	13.0	35	FPYLS16B*	100	16.1	13.0	35
12	16	F																				
14	18	F	FPY18B*	50	18.5	14.2	35	FPYS18B*	50	18.5	14.2	35	FPYL18B*	100	18.5	14.4	35	FPYLS18B*	100	18.5	14.4	35
17	21	F	FPY20B	50	21.2	16.9	40	FPYS20B	50	21.2	16.9	40	FPYL20B*	100	21.2	17.1	40	FPYLS20B*	100	21.2	17.1	40
22	25.4	F	FPY25B	50	25.4	21.4	45	FPYS25B	50	25.4	21.4	45	FPYL25B*	100	25.4	21.6	45	FPYLS25B*	100	25.4	21.6	45
23	28	F	FPY28B	50	28.5	23.0	45	FPYS28B	50	28.5	23.0	45	FPYL28B*	50	28.5	23.2	45	FPYLS28B*	50	28.5	23.2	45
29	34	C	FPY32B	25	34.5	28.3	55	FPYS32B	25	34.5	28.3	55	FPYL32B*	50	34.5	28.5	55	FPYLS32B*	50	34.5	28.5	55
36	42	C	FPY40B*	25	42.5	35.7	65	FPYS40B*	25	42.5	35.7	65	FPYL40B*	50	42.5	35.9	65	FPYLS40B*	50	42.5	35.9	65
48	54	C	FPY50B*	25	54.5	47.4	80	FPYS50B*	25	54.5	47.4	80	FPYL50B*	50	54.5	47.6	80	FPYLS50B*	50	54.5	47.6	80

F = fine pitch C = coarse pitch

Ordering Notes

- **Metric threads supplied complete with locknuts**
- **Available on request:**
  - reduced outlet T pieces
  - other colours
  - PG threads

* FPYL & FPYLS are made to order on request and maybe subject to MOQ and lead times.

IP40 IP67

MP, MP90 & T system

Construction: Nylon compression fittings.
Colour: Black.
MP fitting with nylon retaining clip provides a pull off strength of 20kg with FPY20 and 15kg with FPYL20 and IP40.
MPS fitting with a neoprene sealing ring provides a pull off strength of 15kg with FPY20 and 10kg with FPYL20 and IP67.

Fittings

MP	MPS	MP90	MPS90	T	TS
Straight external thread Straight nylon compression fitting external thread including locknut.	**Straight external thread** Straight nylon compression fitting, with seal, external thread including locknut.	**90° Elbow external thread** 90° elbow nylon compression fitting external thread including locknut.	**90° Elbow external thread** 90° elbow nylon compression fitting, with seal, external thread including locknut.	**T Piece fitting** T piece nylon compression fitting.	**T Piece fitting with seals** T piece nylon compression fitting, with seals.
IP40	IP67	IP40	IP67	IP40	IP67

MP shown

MP shown

IP40
T shown

Ext Metric	Ext Metric	Ext Metric	Ext Metric	T Piece	T Piece	european (NW) sizes	nominal size (mm)	OD mm
						7	10	10.0
						8	11	11.5
MP-12-M16	MPS-12-M16			T12X12X12	TS12X12X12	10	13	13.0
MP-16-M16	MPS-16-M16	MP90-16-M16	MPS90-16-M16	T16X16X16	TS16X16X16	12	16	15.8
MP-16-M20	MPS-16-M20	MP90-16-M20	MPS90-16-M20			12	16	
						14	18	18.5
MP-20-M20	MPS-20-M20	MP90-20-M20	MPS90-20-M20	T20X20X20	TS20X20X20	17	21	21.2
MP-25-M25	MPS-25-M25	MP90-25-M25	MPS90-25-M25	T25X25X25	TS25X25X25	22	25	25.4
MP-28-M25	MPS-28-M25	MP90-28-M25	MPS90-28-M25			23	28	28.5
MP-32-M32	MPS-32-M32	MP90-32-M32	MPS90-32-M32			29	34	34.5
MP-40-M40		MP90-40-M40				36	42	42.5
MP-50-M50						48	54	54.5

Thread face sealing washers may be required to maintain IP rating at the connection to other equipment, see page 124

Standards

REACh RoHS

BS EN IEC 61386 CE UKCA

Atkore™ Flexicon



Large diameter systems

Nylon and Polypropylene (PP)

IP40 IP65 IP66

Conduit

LDFPAL

Construction: Light weight nylon (PA6) corrugated flexible conduit.

Colour: Black or Grey (RAL 7031).

Typical Applications: Machines where lower mechanical protection is required and buildings.

- Highly flexible and high fatigue life
- High impact strength and recovers if crushed
- Temperature range -40˚C to +120˚C (-20˚C to +100˚C for moving applications)
- Highly resistant to solvents and oils
- Self extinguishing
- Halogen, sulphur and phosphorus free

LDFPAS

STANDARD LOW FIRE HAZARD *

Construction: Standard weight, flame retardant nylon (PA6) corrugated flexible conduit.

Colour: Black or Grey (RAL 7031). Orange available on request.*

Typical Applications: All types of machinery, public buildings.

- Highly flexible and high fatigue life
- High impact strength and recovers if crushed
- Temperature range -40˚C to +120˚C (-20˚C to +100˚C for moving applications)
- Lloyd's Register Type Approval
- Low Fire Hazard (LFH), see page 144
- UL 94 V2 flame retardancy
- Halogen, sulphur and phosphorus free
- UV resistant (black)
- Abrasion resistant
- Highly resistant to solvents and oils

LDFPIH

STANDARD LOW FIRE HAZARD *

Construction: Heavy weight nylon (PA12) corrugated flexible conduit.

Colour: Black.

Typical Applications: Robots and continual flexing where higher mechanical strength required.

- Highly flexible and high fatigue life
- High mechanical strength
- High impact resistance even at very low temperatures
- UV resistant
- Displays self recovery if crushed
- Temperature range -50˚C to +110˚C
- Highly resistant to solvents and oils
- Self extinguishing
- Halogen, sulphur and phosphorus free
- Low Fire Hazard (LFH), see page 144

Also available in extra low fire hazard version - FPIHRL see page 45

LDFPR

EN 45545-2 NFPA 130

EXTRA LOW FIRE HAZARD **

Construction: Standard weight nylon (highly flame retardant PA6) corrugated flexible conduit.

Colour: Black.

Typical Applications: Railways, underground and public buildings.

- Highly flexible and high fatigue life
- High impact strength and recovers if crushed
- Temperature range -40˚C to +120˚C (-20˚C to +100˚C for moving applications)
- Lloyd's Register Type Approval
- Extra Low Fire Hazard (LFH)
- Compliant to LUL Std S1085
- UL 94 V0 flame retardancy
- Halogen, sulphur and phosphorus free
- UV resistant
- Abrasion resistant
- Highly resistant to solvents and oils

LDFPIHRL

EN 45545-2

NEW EXTRA LOW FIRE HAZARD **

Construction: Heavy weight nylon (PA12) corrugated flexible conduit.

Colour: Black.

Typical Applications: Where dynamic continual movement or flexing is required, with a higher mechanical strength even at very low temperatures such as on Bogies or Intercar Jumper assemblies. Rolling Stock applications requiring a superior level of fire performance.

- Highly flexible and high fatigue life
- High mechanical strength
- High impact resistance even at very low temperatures
- UV resistant
- Displays self recovery if crushed
- Temperature range -50˚C to +110˚C
- Highly resistant to solvents and oils
- Self extinguishing
- Extra Low Fire Hazard (LFH)
- Halogen, sulphur and phosphorus free
- EN 45545 HL3 Exterior R23

LDFPP

Construction: Standard weight polypropylene, flexible conduit.

Colour: Black, Grey (RAL 7031) or White (see page 46)

Typical Applications: Buildings, particularly where buried in concrete or plaster.

- Acid resistant
- Temperature range -20˚C to +90˚C
- Self extinguishing

european (NW) sizes	nominal size (mm)	LDFPAL	part number	reel length (m)	outside dia (mm)	inside dia (mm)	min inside bend radius (mm)	LDFPAS	part number	reel length (m)	outside dia (mm)	inside dia (mm)	min inside bend radius (mm)	LDFPIH	part number	reel length (m)	outside dia (mm)	inside dia (mm)	min inside bend radius (mm)	LDFPR	part number	reel length (m)	outside dia (mm)	inside dia (mm)	min inside bend radius (mm)	LDFPIHRL	part number	reel length (m)	outside dia (mm)	inside dia (mm)	min inside bend radius (mm)	LDFPP	part number	reel length (m)	outside dia (mm)	inside dia (mm)	min inside bend radius (mm)
70	80	LDFPAL80	10	80.0	67.0	150		LDFPAS80	10	80.0	67.0	160		LDFPIH80	10	80.0	66.5	170		LDFPR80	10	80.0	67.0	160		LDFPIHRL80	10	80.0	66.5	170		LDFPP80	10	80.0	67.0	300
95	106	LDFPAL106*	10	106.0	91.8	210		LDFPAS106	10	106.0	91.5	210		LDFPIH106*	10	106.0	91.0	250		LDFPR106*	10	106.0	91.5	210		LDFPIHRL106*	10	106.0	91.0	250		LDFPP106*	10	106.0	91.5	400

Refer to page 44 for other materials

Ordering Notes

- Specify black or grey (B = Black, G = Grey) eg: LDFPAS80B-10M for Black 10m reel
- Grey option may be subject to MOQ and lead time
- **Available on request:**
  - longer lengths and bulk packaging
  - cut lengths and assemblies
  - alternative conduit material

+ Contact Flexicon for more details

- FCC75 and FCC106 PVC lined plated steel P-clips
- 80mm can be used with F-Clamps - see page 72

* Indicates parts made to order on request and may be subject to MOQ and lead time

Standards

BS EN IEC 61386

REACh RoHS NFPA 130 CE UK CA UNDERGROUND EN 45545-2

Properties

- Suitable for use with Large Diameter conduits
- Material
  - LDMP and LDMPS: nylon PA6
  - FPA FCLAMP: nylon PA66
  - REC: thermoplastic elastomer
- Temperature Range
  - LDMP & LDMPS fittings: -40° to 120°
  - FPA & FCLAMP: -50° to 135°
  - REC: -50° to 120°
- UV resistant
- Fire Performance
  - **LDMP and LDMPS:**
    - Halogen, Sulphur & Phosphorous Free
    - Self extinguishing
  - **REC:**
    - Halogen, Sulphur & Phosphorous Free
  - **FPA and FCLAMP:**
  - Extra Low Fire Hazard see page 144
  - Halogen, Sulphur & Phosphorous Free
  - Self extinguishing
  - EN45545 HL3 and NFPA 130 compliant
  - For installation instructions see page 136

Fittings

FPA80 (NEW)	LDMP	LDMPS	LDMP90	LDMPS90	FCLAMP	REC	FCC CLIPS
Straight external thread One piece, fast fit, external threaded fitting. Suitable for knockouts or threaded entries.	**Straight flanged nylon clamp fitting** Flanged body with 2 clamps.	**Straight flanged nylon clamp fitting with seals** Flanged body with 2 clamps and seals.	**90° Flanged nylon clamp fitting** Flanged 90° body with 2 clamps.	**90° Flanged nylon clamp fitting with seals** Flanged 90° body with 2 clamps and seals.	**Non-metallic, heavy duty conduit clamp** Nylon PA66, conduit fixing clamp for corrugated conduit. Suitable for use with with fine or coarse pitch conduits. Can be used with a range of accessories including cover plates and weld plates (available separately - see page 72).	**Rubber end cap** Thermoplastic elastomer cap used to seal end of conduit. Can be cut to size depending on size of cable. Can be additionally secured using cable tie (not supplied).	**Plated steel P clip with pvc liner** P clip to support and secure conduit.
IP66	IP40	IP65	IP40	IP65			

termination	part number	termination	part number	termination	part number	termination	part number	termination	part number	part number	part number	part number	european (NW) sizes	nominal size (mm)
M85	FPA80-M85B	FL	LDMP-80-FL	FL	LDMPS-80-FL	FL	LDMP90-80-FL	FL	LDMPS90-80-FL	FCLAMP-8-80	REC80	FCC75	70	80
		FL	LDMP-106-FL	FL	LDMPS-106-FL	FL	LDMP90-106-FL	FL	LDMPS90-106-FL			FCC106	95	106



Atkore™ Flexicon

Conduit Fixing range

EXTRA LOW FIRE HAZARD ★★

Clips and Channels





Conduit Clips — FCL (Corrugated)

Nylon corrugated conduit clip with integral lid

Nylon PA66 conduit clip with integral lid for increased security. Incorporates internal ribs to prevent corrugated conduit from pulling through, 20kg with FPAS21.

NW Size	Conduit Size (OD) mm	FCL clip for corrugated
7	10	FCL10
10	13	FCL13
12	16	FCL16
14	18	FCL18
	20	FCL20
17	21	FCL21
	25	FCL25
	26	
23	28	FCL28
	32	FCL32
25	33	
36	34	FCL34
48	42	FCL42
	54	FCL54

FCL-P (Smooth)

Non metallic conduit clip for smooth conduits with integral lid

Nylon conduit fixing clip for smooth conduit. Available in Black or Grey (RAL 7001).

NW Size	Conduit Size (OD) mm	FCL clip for plain conduit
7	10	
10	13	
12	16	FCL16-P
14	18	FCL18-P
	20	FCL20-P
17	21	FCL21-P
	25	FCL25-P
	26	FCL26-P
23	28	
	32	FCL32-P
25	33	FCL33-P
36	34	
48	42	
	54	

Conduit Clamps — F-CLAMP and Accessories

Non-metallic, heavy duty conduit clamp

Nylon PA66, conduit fixing clamp for corrugated conduit. Suitable for use with fine or coarse pitch conduits. Can be used with a range of accessories including cover plates and weld plates.

NW Size	Conduit Size (OD) mm	FCLAMP	FCLAMP Kit	Extended Weld Plate galvanised steel	Weld Plate galvanised steel	Cover Plate galvanised steel
12	16	FCLAMP-3-16	FCLAMP-KIT16	FCLAMP-EWP3	FCLAMP-WP3	FCLAMP-CP3
17	21	FCLAMP-3-21	FCLAMP-KIT21	FCLAMP-EWP3	FCLAMP-WP3	FCLAMP-CP3
23	28	FCLAMP-4-28	FCLAMP-KIT28	FCLAMP-EWP4	FCLAMP-WP4	FCLAMP-CP4
29	34	FCLAMP-5-34	FCLAMP-KIT34	FCLAMP-EWP5	FCLAMP-WP5	FCLAMP-CP5
36	42	FCLAMP-6-42	FCLAMP-KIT42	FCLAMP-EWP6	FCLAMP-WP6	FCLAMP-CP6
48	54	FCLAMP-7-54	FCLAMP-KIT54	FCLAMP-EWP7	FCLAMP-WP7	FCLAMP-CP7
56	67	FCLAMP-7-67	FCLAMP-KIT67	FCLAMP-EWP7	FCLAMP-WP7	FCLAMP-CP7
	80	FCLAMP-8-80	FCLAMP-KIT80	FCLAMP-EWP8	FCLAMP-WP8	FCLAMP-CP8



Atkore™ Unistrut

For a comprehensive range of Channel and Channel Nuts refer to Unistrut - www.atkore.com/unistrut

Properties

- Suitable for use with flexible, pliable and rigid conduits
- Clips and F-Clamps manufactured from nylon PA66
- Temperature Range -50° to 135°
- UV resistant
- Low Fire Hazard see page 144
- Halogen, Sulphur & Phosphorous Free
- Self extinguishing
- For installation instructions see page 138
- EN45545 HL3 and NFPA 130 compliant

System Overview



FCL mounted in channel complete with spacer and fixed with End Stops

FCL mounted on channel using FCL Mount kits. FCL Clips can be rotated to help route conduits

Configurations



FCL mounted in channel fixed with End Stop

FCL mounted on channel using FCL Mount kits. FCL Clips can be rotated to any angle to help route conduits



FCLAMP mounted on Weld Plate with Cover Plate

FCLAMP directly mounted on channel using Channel Nuts



FCLAMP mounted on Elongated Weld Plate with Cover Plate



FCLAMP directly mounted on channel using Channel Nuts and Cover Plate



FCLAMP Kit Complete

FCLAMP Kit mounted on channel with Conduit

Thread Length Requirements - Dimension Table

FCLAMP	A	B	C	D
FCLAMP-3-16	29	36	39	42
FCLAMP-3-21	29	36	39	42
FCLAMP-4-28	35	42	45	48
FCLAMP-5-34	49	56	59	62
FCLAMP-6-42	58	65	68	71
FCLAMP-7-54	85	92	97	102
FCLAMP-7-67	85	92	97	102
FCLAMP-8-80	110	117	124	129

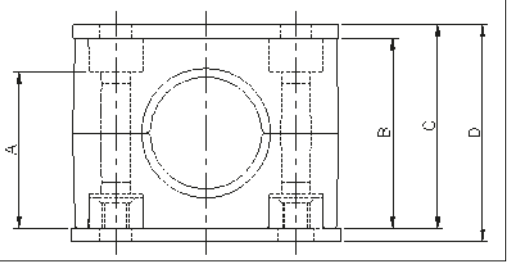

For Stacking Kit please contact Flexicon. Channel Nut galvanised steel for Unistrut type channel. Part number CN-UNI-M6-GS

Atkore™
Flexicon

FPCB system

IP65

Construction: Spiral reinforced PVC

FPCG, FPCGN & FPCBU system

Construction: Spiral reinforced PVC with special properties

Conduit

FPCB

Construction: Smooth bore, helically formed PVC, flexible conduit with spiral UPVC reinforcement and flexible PVC jacket.

Colour: Black

Typical Applications: Routing of cables within machines.

FPCGN



Construction: Smooth bore, helically formed PVC, flexible conduit with spiral UPVC reinforcement and flexible PVC jacket.

Colour: Green

Typical Applications: As FPCB but where oil resistance is required. UL recognised.

FPCG

Construction: As FPCB except colour grey.

Typical Applications: As FPCB. UL recognised.

FPCBU



Construction: As FPCB except colour blue.

Typical Applications: As FPCB but where high temperature is required. UL recognised.

FPCURB

Construction: As FPCB.

Typical Applications: As FPCB. UL recognised.

Fittings

MPC

Straight nylon compression fitting external thread

2 part compression fitting with internal spigot and all round external teeth to grip conduit. Available in Black or Grey (RAL 7001).

IP65

nominal size (mm)	FPC Black part number	Black (UL Recognised)	Grey (RAL 7001)	Green (RAL 6001)	Blue (RAL 5012)	reel length (m)	outside dia (mm)	inside dia (mm)	min inside bend radius (mm)	metric thread part number	PG thread part number	NPT part number
12	FPC12B	FPC12URB	FPC12G*	FPC12GN*	FPC12BU*	30	14.5	10.0	25	MPC-12-M16	MPC-12-PG9	
16	FPC16B	FPC16URB	FPC16G*	FPC16GN*	FPC16BU*	30	16.5	12.0	25	MPC-16-M16	MPC-16-PG11	
16										MPC-16-M20	MPC-16-PG13	MPC-16-050
20	FPC20B	FPC20URB	FPC20G*	FPC20GN*	FPC20BU*	30	21.0	16.0	35	MPC-20-M20	MPC-20-PG16	MPC-20-050
25	FPC25B	FPC25URB	FPC25G*	FPC25GN*	FPC25BU*	30	27.5	22.0	45	MPC-25-M25	MPC-25-PG21	MPC-25-075
30	FPC30B*	FPC30URB	FPC30G*			30	30.5	25.0	55	MPC-30-M32*	MPC-30-PG29*	
32	FPC32B	FPC32URB	FPC32G*	FPC32GN*	FPC32BU*	10, 30	33.5	28.0	60	MPC-32-M32	MPC-32-PG29	MPC-32-100
40	FPC40B	FPC40URB	FPC40G*	FPC40GN*	FPC40BU*	10, 30	41.0	35.0	80	MPC-40-M40	MPC-40-PG36	MPC-40-125
50	FPC50B	FPC50URB	FPC50G*	FPC50GN*	FPC50BU*	10, 30	46.4	40.0	105	MPC-50-M50	MPC-50-PG42	MPC-50-150
63	FPC63B	FPC63URB	FPC63G*	FPC63GN*	FPC63BU*	10, 30	57.0	50.0	120	MPC-63-M63	MPC-63-PG48	MPC-63-200

Longer reel lengths available on request



Ordering Notes

- Add reel length eg: FPC20B-30M for 30M

* Indicates parts made to order on request and may be subject to MOQ and lead time

- For UL recognised black conduit order FPCURB*

- **Available on request:**
  - additional sizes
  - alternative threads
  - other colours

Properties

- Highly flexible
- Accepts torsional movement
- Vibration and shock tested to EN61373 Cat 2
- IP rating: IP65
- Temperature range
  -5˚C to +70˚C (FPCB - Black)
  -20˚C to +70˚C (FPCG - Grey)
  -20˚C to +70˚C (FPCGN - Green)
  -20˚C to +90˚C (FPCBU - Blue)
- Metric threads supplied complete with locknuts
- **FPCB (Black) is UV resistant**
- **FPCGN (Green) is oil resistant**
- **FPCBU (Blue) is high temperature**
- Self extinguishing
- **FPCG, FPCGN, FPCBU and FPCURB are UL recognised to UL1696 for use in US and Canada**
- Thread face sealing washers may be required to maintain IP rating at the connection to other equipment, see page 124

MPC90

90° Elbow nylon compression fitting external thread

2 part compression, 90 degree elbow fitting with internal spigot and all round external teeth to grip conduit. Available in Black or Grey (RAL 7001).

IP65

MPC45

45° Elbow nylon compression fitting external thread

2 part compression, 45 degree elbow fitting with internal spigot and all round external teeth to grip conduit. Available in Black or Grey (RAL 7001).

IP65

metric thread part number	PG thread part number	NPT part number	metric thread part number	NPT part number	nominal size (mm)
					12
MPC90-16-M16	MPC90-16-PG11				16
MPC90-16-M20	MPC90-16-PG13	MPC90-16-050	MPC45-16-M20	MPC45-16-050	16
MPC90-20-M20	MPC90-20-PG16	MPC90-20-050	MPC45-20-M20	MPC45-20-050	20
MPC90-25-M25	MPC90-25-PG21	MPC90-25-075	MPC45-25-M25	MPC45-25-075	25
					30
MPC90-32-M32	MPC90-32-PG29	MPC90-32-100	MPC45-32-M32	MPC45-32-100	32
MPC90-40-M40	MPC90-40-PG36	MPC90-40-125			40
					50
					63

Standards

BS EN IEC 61386

* refer to conduit properties for applicable standards

Technical Drawing



Atkore™
Flexicon

LPC system

IP67 IP68 IP69

Construction: Smooth spiral reinforced pvc

Conduit

LPC



Construction: Smooth bore, smooth cover, helically formed pvc, flexible conduit with spiral upvc reinforcement and flexible pvc jacket.

Colour: Black or Grey

Typical Applications: Machines and applications requiring high levels of Ingress protection such as washdown installation.

LPCO

Construction: As LPC except colour Orange.

Typical Applications: As LPC but where high flexibility is required.

LPCGN



Construction: As LPC except colour Green.

Typical Applications: As LPC but where oil resistance is required.

LPCBU



Construction: As LPC except colour Blue.

Typical Applications: As LPC but where high temperature is required.

HG HYGIENIC RANGE

Also available in Hygenic version in White, Blue and Grey - see page 80

Fittings

FCL-P

Non metallic conduit clip

Nylon conduit fixing clip for smooth conduit. Available in Black or Grey (RAL 7001).

nominal size (mm)	LPC	Black part number	reel length (m)	Grey (RAL 7001)	Orange (RAL 2008)	Green (RAL 6001)	Blue (RAL 5012)	reel length (m)	outside dia (mm)	inside dia (mm)	min inside bend radius (mm)	metric thread part number
12	LPC12B		30	LPC12G*	LPC12O*	LPC12GN*	LPC12BU*	30	14.2	10.0	50	
16	LPC16B		30	LPC16G	LPC16O	LPC16GN*	LPC16BU*	30	17.8	12.6	50	FCL18-P
16												
20	LPC20B		10, 30	LPC20G	LPC20O	LPC20GN*	LPC20BU*	30	21.1	16.0	70	FCL21-P
25	LPC25B		10, 30	LPC25G	LPC25O	LPC25GN*	LPC25BU*	30	26.4	21.0	90	FCL26-P
32	LPC32B		10, 30	LPC32G	LPC32O	LPC32GN*	LPC32BU*	30	33.1	26.5	140	FCL33-P
40	LPC40B		10, 30	LPC40G*	LPC40O*	LPC40GN*	LPC40BU*	30	41.8	35.4	190	
50	LPC50B		10, 30	LPC50G*	LPC50O*	LPC50GN*	LPC50BU*	30	47.9	40.0	240	
63	LPC63B		10, 30	LPC63G*	LPC63O*	LPC63GN*	LPC63BU*	30	59.7	51.3	270	



Ordering Notes

* Indicates parts made to order on request and may be subject to MOQ and lead time

- **Available on request:**
  - additional sizes
  - alternative threads

Alternatives

- other colours
- conduit couplers
- 45 degree brass elbow
- combined conduit fitting with cable gland, see page 120

Properties

- Smooth, wipe clean surface
- Accepts some torsional movement
- IP rating:
  - **IP66, IP67 with MPC fittings**
  - **IP66, IP67, IP68 (2 bar 1hr) + IP69 with metal C-type compression fittings**
- Temperature range
  -5˚C to +70˚C (LPC and LPCG)
  -20˚C to +70˚C (LPCO and LPCGN)
  -20˚C to +90˚C (LPCBU)
- **LPCO (Orange) is highly flexible**
- **LPCGN (Green) is oil resistant**
- **LPCB (Black) is UV resistant**
- Self extinguishing
- Metric nylon fittings supplied complete with locknut
- Vibration and shock tested to EN 61373 Cat 2
- Thread face sealing washers may be required to maintain IP rating at the connection to other equipment, see page 124.

MPC

Straight nylon compression fitting external thread

2 part compression, 90 degree elbow fitting with internal spigot and all round external teeth to grip conduit. Available in Black or Grey (RAL 7001).

IP66 IP67 IP68

MPC90

90° Elbow nylon compression fitting external thread

2 part compression, 90 degree elbow fitting with internal spigot and all round external teeth to grip conduit. Available in Black or Grey (RAL 7001).

IP66 IP67 IP68

MPC45

45° Elbow nylon compression fitting external thread

2 part compression, 45 degree elbow fitting with internal spigot and all round external teeth to grip conduit. Available in Black or Grey (RAL 7001).

IP66 IP67 IP68

MPC metric thread part number	MPC PG thread part number	MPC NPT thread part number	MPC90 metric thread part number	MPC90 PG thread part number	MPC90 NPT thread part number	MPC45 metric thread part number	MPC45 NPT thread part number	nominal size (mm)
								12
MPC-16-M16	MPC-16-PG11		MPC90-16-M16	MPC90-16-PG11				16
MPC-16-M20	MPC-16-PG13	MPC-16-050	MPC90-16-M20	MPC90-16-PG13	MPC90-16-050	MPC45-16-M20	MPC45-16-050	16
MPC-20-M20	MPC-20-PG16	MPC-20-050	MPC90-20-M20	MPC90-20-PG16	MPC90-20-050	MPC45-20-M20	MPC45-20-050	20
MPC-25-M25	MPC-25-PG21	MPC-25-075	MPC90-25-M25	MPC90-25-PG21	MPC90-25-075	MPC45-25-M25	MPC45-25-075	25
MPC-32-M32	MPC-32-PG29	MPC-32-100	MPC90-32-M32	MPC90-32-PG29	MPC90-32-100	MPC45-32-M32	MPC45-32-100	32
MPC-40-M40	MPC-40-PG36	MPC-40-125	MPC90-40-M40	MPC90-40-PG36	MPC90-40-125			40
MPC-50-M50	MPC-50-PG42	MPC-50-150						50
MPC-63-M63	MPC-63-PG48	MPC-63-200						63

Standards

REACh RoHS CE UKCA

BS EN IEC 61386

Technical Drawing

Atkore™
Flexicon

LPC system

IP66 IP67 IP68 IP69

Metallic fittings for use with LPC conduits

Fittings

C

External metric thread nickel plated brass

Multipart compression fitting including elastomeric seal. Can be used for knockout or threaded entries as fitting rotates until tightened.

IP66 IP67 IP68 IP69

C-S

Swivel external thread nickel plated brass

Multipart compression fitting including elastomeric seal. The external thread swivels about the main body even after tightening.

Suitable for knockout or threaded entries.

IP66 IP67 IP68 IP69

C-90

90° External thread nickel plated brass

90˚ multipart compression fitting including elastomeric seal. Can be used for knockouts.

IP66 IP67 IP68 IP69

nominal size (mm)	LPC	for conduit see page 80	metric thread part number	for PG thread size	for NPT thread size	thread	metric thread part number	metric thread part number
12	LPC12		LPC12-M16-C	LPC12-PG9-C			LPC12-M16-S	LPC12-M16-C90
16	LPC16		LPC16-M16-C	LPC16-PG11-C			LPC16-M16-S	LPC16-M16-C90
16			LPC16-M20-C	LPC16-PG13-C	LPC16-050-C	(½")	LPC16-M20-S	LPC16-M20-C90
20	LPC20		LPC20-M20-C	LPC20-PG16-C	LPC20-050-C	(½")	LPC20-M20-S	LPC20-M20-C90
25	LPC25		LPC25-M25-C	LPC25-PG21-C	LPC25-075-C	(¾")	LPC25-M25-S	LPC25-M25-C90
32	LPC32		LPC32-M32-C	LPC32-PG29-C	LPC32-100-C	(1")	LPC32-M32-S	LPC32-M32-C90
40	LPC40		LPC40-M40-C	LPC40-PG36-C	LPC40-125-C	(1¼")	LPC40-M40-S	LPC40-M40-C90
50	LPC50		LPC50-M50-C	LPC50-PG42-C	LPC50-150-C	(1½")		LPC50-M50-C90
63	LPC63		LPC63-M63-C	LPC63-PG48-C	LPC63-200-C	(2")		LPC63-M63-C90

* Please see conduit range information page 80

Ordering Notes

* Indicates parts made to order on request and may be subject to MOQ and lead time

- **Available on request:**
  - additional sizes
  - alternative threads
  - alternative materials (eg. PU)
  - other colours
  - conduit couplers
  - 45 degree brass elbow
  - combined conduit fitting with cable gland, see page 120

Alternatives

see page 78

Properties

- Smooth, wipe clean surface
- Accepts some torsional movement
- IP rating:
  - **IP66 and IP67 with MPC fittings**
  - **IP66, IP67, IP68 (2 bar 1hr) + IP69 with metal C-type compression fittings**
- Temperature range
  -5˚C to +70˚C (LPC and LPCG)
  -20˚C to +70˚C (LPCO and LPCGN)
  -20˚C to +90˚C (LPCBU)
- Thread face sealing washers may be required to maintain IP rating at the connection to other equipment, see page 124

C-45

45° External thread nickel plated brass
45˚ multipart compression fitting including elastomeric seal. Can be used for knockouts.

IP66 IP67 IP68 IP69

CSS

External thread stainless steel
Multipart compression fitting in Stainless Steel (Grade 316L) including elastomeric seal. Can be used for knockout or threaded entries as fitting rotates until tightened.

IP66 IP67 IP68 IP69

C90-SS

90° External thread stainless steel
90˚ multipart compression fitting Stainless Steel (Grade 316L) including elastomeric seal. Can be used for knockouts.

IP66 IP67 IP68 IP69

metric thread part number	metric thread part number	metric thread part number	nominal size (mm)
			12
	LPC16-M16-CSS		16
LPC16-M20-C45	LPC16-M20-CSS	LPC16-M20-CSS90	16
LPC20-M20-C45	LPC20-M20-CSS	LPC20-M20-CSS90	20
LPC25-M25-C45	LPC25-M25-CSS	LPC25-M25-CSS90	25
LPC32-M32-C45	LPC32-M32-CSS	LPC32-M32-CSS90	32
LPC40-M40-C45	LPC40-M40-CSS		40
LPC50-M50-C45	LPC50-M50-CSS		50
LPC63-M63-C45			63

Standards

REACh RoHS CE UK CA

BS EN IEC 61386

Technical Drawing



Atkore™
Flexicon

LPC-FG system

IP66 IP67 IP68 IP69 HG HYGIENIC RANGE

Hygienic Range

Conduit

LPC-WFG

Construction: Smooth bore, smooth cover, helically formed PVC, flexible conduit with spiral uPVC reinforcement and flexible PVC jacket.

Colour: White.

Typical Applications: Suitable for repeat contact with all food types, excluding fatty foods, at full temperature.

The flexible PVC is manufactured from FDA approved ingredients and has been independently tested to European Food regulation 10/2011.

Temp: -20°C to +90°C

LPC-BUFG

Construction: Smooth bore, smooth cover, helically formed PVC, flexible conduit with spiral uPVC reinforcement and flexible PVC jacket.

Colour: Blue.

Typical Applications: Suitable for repeat contact with all food types, excluding fatty foods, at full temperature.

The flexible PVC is manufactured from FDA approved ingredients and has been independently tested to European Food regulation 10/2011.

Temp: -20°C to +90°C

LPC-GFG

Construction: Smooth bore, smooth cover, helically formed PVC, flexible conduit with spiral uPVC reinforcement and flexible PVC jacket.

Colour: Grey.

Typical Applications: Suitable for repeat contact with all food types, excluding fatty foods, at full temperature.

The flexible PVC is manufactured from FDA approved ingredients and has been independently tested to European Food regulation 10/2011.

Temp: -5°C to +70°C

AFC UL-FG

c UL us NEW HG HYGIENIC RANGE

Construction: LFNC-B Smooth bore, smooth cover rugged nonmetallic PVC construction for Splash Zones. NSF® 169 Component for "splash zones" in food production areas and UL 1660, UL File E123464. PVC jacket inhibits bacteria growth and is non-conductive and non-corrosive.

Colour: White.

Typical Applications: Food equipment & other devices associated with food production requiring NSF 169 compliance components for Special Purpose Food Equipment and Devices, and UL certifications.

Temp: -20°C to +80°C

nominal size (mm)	LPC-WFG part number	reel length (m)	outside dia (mm)	inside dia (mm)	min inside bend radius (mm)	LPC-BUFG part number	reel length (m)	outside dia (mm)	inside dia (mm)	min inside bend radius (mm)	LPC-GFG part number	reel length (m)	outside dia (mm)	inside dia (mm)	min inside bend radius (mm)	AFC UL-FG part number	reel length (m)	outside dia max (mm)	inside dia min (mm)	min inside bend radius (mm)
12	LPCWFG12	30	14.2	10.0	50	LPCBUFG12	30	14.2	10.0	50	LPCGFG12	30	14.2	10.0	50					
16	LPCWFG16	30	17.8	12.6	50	LPCBUFG16	30	17.8	12.6	50	LPCGFG16	30	17.8	12.6	50	NSZ1-30-00*	30.5	18.0	12.3	50.8
16																				
20	LPCWFG20	10, 30	21.1	16.0	70	LPCBUFG20	10, 30	21.1	16.0	70	LPCGFG20	10, 30	21.1	16.0	70	NSZ2-30-00*	30.5	21.4	15.8	82.6
25	LPCWFG25	10, 30	26.4	21.0	90	LPCBUFG25	10, 30	26.4	21.0	90	LPCGFG25	10, 30	26.4	21.0	90	NSZ3-30-00*	30.5	27.0	20.8	108
32	LPCWFG32	10, 30	33.1	26.5	140	LPCBUFG32	10, 30	33.1	26.5	140	LPCGFG32	10, 30	33.1	26.5	140	NSZ4-30-00*	30.5	33.4	26.5	165
40	LPCWFG40	10, 30	41.8	35.4	190	LPCBUFG40	10, 30	41.8	35.4	190	LPCGFG40	10, 30	41.8	35.4	190	NSZ5-24-00*	15.3	42.2	35.1	203
50	LPCWFG50	10, 30	47.9	40.0	240	LPCBUFG50	10, 30	47.9	40.0	240	LPCGFG50	10, 30	47.9	40.0	240	NSZ6-24-00*	15.3	48.3	40.0	229
63	LPCWFG63	10, 30	59.7	51.3	270	LPCBUFG63	10, 30	59.7	51.3	270	LPCGFG63	10, 30	59.7	51.3	270	NSZ7-24-00*	15.3	60.4	51.3	283

Ordering Notes

* Indicates parts made to order on request and may be subject to MOQ and lead time

- **Available on request:**
  - additional sizes
  - alternative threads

Accessories

see page 122

Properties

- Smooth, wipe clean surface
- Accepts some torsional movement
- IP rating:
  IP66, IP67, IP68 (2 bar 1hr) + IP69
- Temperature range
  -20˚C to +90˚C
- **C-FG fitting designed in accordance with EN1672-2 and EN ISO 14159**
- **C-FG fitting manufactured from stainless steel grade 316L**
- Compatible with Hygienic Round Box - see page 122
- For UL listed fittings consult us
- I-PACK see page 128 - 3m of conduit, 2 fittings and 2 locknuts

Fittings

C-FG

NEW HG HYGIENIC RANGE

External thread stainless steel food grade

Multipart compression fitting designed using principles given in EN1672-2 and EN ISO 14159. Manufactured from 316L stainless steel, complete with polyester elastomer compression seals to prevent ingress of food or bacteria. Can be used for knockout or threaded entries as fitting rotates until tightend.

ST fittings are designed for use with Round Boxes on page 122. They have a shorter thread to maximise space within the box or enclosure.

IP66 IP67 IP68 IP69

90° Elbow

NEW HG HYGIENIC RANGE

External thread

Multipart compression fitting designed using principles given in EN1672-2 and EN ISO 14159 for use with LTP and LFMC conduits. Manufactured from 316L stainless steel, complete with polyester elastomer compression seals to prevent ingress of food or bacteria. Ideal for use where space is limited.

IP66 IP67 IP68 IP69

FCC-SS

Stainless steel (316L) P clips

P clip to support conduit.

LOCKNUTS

Stainless steel (316L) locknuts

Hexagonal locknut to secure fitting.

Ext Metric	Ext NPSM	Ext Metric	NPSM thread part number	part number	metric thread part number	nominal size (mm)
LPC12-M16-C-FG				FCC12-SS		12
LPC16-M16-C-FG				FCC16-SS	SS-M16	16
				FCC16-SS	SS-M20	16
LPC20-M20-C-FG	LPC20-050P-C-FG	LPC20-M20-C90-FG	LPC20-050P-C90-FG	FCC20-SS	SS-M20	20
LPC25-M25-C-FG	LPC25-075P-C-FG	LPC25-M25-C90-FG	LPC25-075P-C90-FG	FCC25-SS	SS-M25	25
LPC32-M32-C-FG	LPC32-100P-C-FG	LPC32-M32-C90-FG	LPC32-100P-C90-FG	FCC32-SS	SS-M32	32
LPC40-M40-C-FG				FCC40-SS	SS-M40	40
LPC50-M50-C-FG				FCC50-SS	SS-M50	50
LPC63-M63-C-FG*				FCC63-SS*	SS-M63*	63

Other sizes coming soon

Standards

REACh RoHS BS EN IEC 61386

CE UKCA EN 1672-2 EN ISO 14159 FDA

c UL us

* refer to conduit properties for applicable standards

Technical Drawing



2

Metallic conduit & fittings

We work with a range of material types including Galvanised Steel and Stainless Steel, and have developed composite solutions to enhance performance properties to suit technically demanding applications. Our Metallic Offer features over 35 systems, in a range of sizes from 10mm to 75mm.

Flexicon manufacture a range of helically wound conduits, with and without coatings, liquid tight conduits, pliable galvanised steel corrugated conduits and annularly corrugated conduits. Metallic systems can also be combined with overbraids to create composite solutions when required.

Key Features

- High Compression Strength
- High Pull Off Strength
- Wide Temperature Tolerances
- High Impact Strength
- EMC Screening Performance
- High IP Rating – up to IP69
- Inherent Fire Performance Properties
- High Abrasion Resistance

Key Features

- Suitable for heavy duty applications
- Maintains integrity of the system in extreme applications
- Suitable for a diverse range of operating environments
- Can withstand impact forces such as falling objects
- Protection against electromagnetic interference
- Reduced risk of water or dust ingress

BS EN IEC 61386

Atkore™ Flexicon

Metallic conduit selection guide

Conduit System		FU	SSU	FSU	FNU	LFHU	FPU	LTP	LTPAS	LTPHC	LTPLFH	LTPUL	LTPPU	LTPPUAS	LTPSS	LTBRDP	LTBRDLFH
IP Rating	IP40	●	●														
	IP54			●	●	●	●										
	IP65			●	●	●	●										
	IP66							●	●	●	●	●	●	●	●	●	●
	IP67							●	●	●	●	●	●	●	●	●	●
	IP68							●	●	●	●	●	●	●	●	●	●
	IP69							●	●	●	●	●	●	●	●	●	●
Compression Strength (kg/100mm)		350	400	350	350	350	350	400	400	400	400	500	400	400	400	400	400
Pull Off Strength (kg) for 20mm size		120	170	120	120	120	120	130	130	130	130	160	130	130	130	130	130
Min Bend Radius (mm) for 20mm size		45	45	45	45	45	45	65	65	65	100	90	65	65	65	65	130
Colours		zinc	stain-less steel	black, grey, orange	black	black	black, blue	black, grey, orange	black, grey, orange	black	black	black	black, blue	black	black	black	black
High Fatigue Life				●			●						●	●			
Temp	Max	300˚C	600˚C	70˚C	120˚C	90˚C	100˚C	105˚C	105˚C	150˚C	90˚C	75˚C	100˚C	100˚C	105˚C	105˚C	90˚C
	Min	-100˚C	-100˚C	-15˚C	-40˚C	-25˚C	-40˚C	-20˚C	-20˚C	-60˚C	-25˚C	-15˚C	-40˚C	-40˚C	-20˚C	-20˚C	-25˚C
Category	Flexible	●	●	●	●	●	●	●	●	●	●	●	●	●	●	●	●
	Pliable																
Low Fire Hazard	*** Inherent ** Extra * Standard	INHERENT LOW FIRE HAZARD ***	INHERENT LOW FIRE HAZARD ***			EXTRA LOW FIRE HAZARD **					EXTRA LOW FIRE HAZARD **						EXTRA LOW FIRE HAZARD **
	Halogen Free	●	●		●	●	●			●	●		●	●			●
	Self Extinguishing	●	●	●	●	●	●	●	●	●	●	●	●	●	●	●	●
Fire Tests	EN 45545-2	●	●			●					●						●
	NFPA-130	●	●			●					●						●
Abrasion Resistance		●	●		●		●						●	●			
Resistance to solvents		●	●		●		●			●				●	●		
UV Resistance		●	●	●				●	●	●	●	●	●	●	●	●	●
EMC Performance																ENHANCED EMC SCREEN **	ENHANCED EMC SCREEN **
Hazardous Locations								●	●	●	●	●	●	●	●	●	●
Anti-Static		AS ANTI-STATIC	AS ANTI-STATIC						AS ANTI-STATIC					AS ANTI-STATIC			
Approvals	UL Listed											●					
	Lloyds					●		●									
	London Underground	●	●			●					●						●
	Food Contact																
ROHS		●	●	●	●	●	●	●	●	●	●	●	●	●	●	●	●
REACH		●	●	●	●	●	●	●	●	●	●	●	●	●	●	●	●
Page Number		88	88	90	90	92	92	94	94	94	94	95	95	95	95	96	96

124 Accessories
128 Contractor packs
132 Chemical resistance

Atkore Flexicon

Metallic conduit selection guide

	LTPBRD	LTP-FG	LTBRDP-FG	LTPSS-FG	NEW AFC UL-FG	FL	FLP	LFHP	FB	FUSSB	FSB	LFHUBRD	FSS	FSSBRD	FPRSS	FPRTC	FPISS	FPIHSS	FPIHRLSS
																			
						●			●	●									
											●	●							
											●	●							
	●	●	●	●	●		●	●											
	●	●	●	●	●		●	●							●	●	●	●	●
	●	●	●	●	●		●	●					●	●					
	●	●	●	●	●		●	●											
	400	400	400	400	500	300	300	570	350	350	350	350	1000	1000	75	75	45	60	60
	350	130	130	130	160	30	50, 100	50, 100	120	120	120, 300	120, 300	100	150	100	75	100	100	100
	65	65	65	65	90	35	35	40	45	45	45	45	45	60	45	45	45	45	45
	stain-less steel	white, blue	white, blue	blue	white	zinc	black	black	zinc	stain-less steel	zinc	stain-less steel	stainless steel, black	stain-less steel	stain-less steel	tin	stain-less steel	stain-less steel	stain-less steel
																	●	●	●
	150˚C	105˚C	105˚C	105˚C	80˚C	120˚C	70˚C	90˚C	300˚C	300˚C	70˚C	90˚C	850˚C	850˚C	120˚C	120˚C	110˚C	110˚C	110˚C
	-60˚C	-20˚C	-20˚C	-20˚C	-30˚C	-40˚C	-15˚C	-25˚C	-100˚C	-100˚C	-15˚C	-25˚C	-100˚C	-100˚C	-40˚C	-40˚C	-50˚C	-50˚C	-50˚C
	●	●	●	●	●				●	●	●	●			●	●	●	●	●
						●	●	●					●	●					
						INHERENT LOW FIRE HAZARD ★★★		EXTRA LOW FIRE HAZARD ★★	INHERENT LOW FIRE HAZARD ★★★	INHERENT LOW FIRE HAZARD ★★★		EXTRA LOW FIRE HAZARD ★★	INHERENT LOW FIRE HAZARD ★★★	INHERENT LOW FIRE HAZARD ★★★	EXTRA LOW FIRE HAZARD ★★	EXTRA LOW FIRE HAZARD ★★	STANDARD LOW FIRE HAZARD ★	STANDARD LOW FIRE HAZARD ★	EXTRA LOW FIRE HAZARD ★★
	●					●		●	●	●		●	●	●	●	●	●	●	●
	●	●	●	●	●	●	●	●	●	●	●	●	●	●	●	●	●	●	●
						●		●	●	●		●	●	●	●	●			●
						●		●	●	●		●	●	●	●	●			●
									●	●	●	●		●	●	●	●	●	●
	●								●	●			●	●	●	●	●	●	●
	●						●	●	●	●	●	●	●	●	●	●	●	●	●
	STANDARD EMC SCREEN ★		ENHANCED EMC SCREEN ★★			SUPER EMC SCREEN ★★★	SUPER EMC SCREEN ★★★	SUPER EMC SCREEN ★★★	STANDARD EMC SCREEN ★	STANDARD EMC SCREEN ★	STANDARD EMC SCREEN ★	STANDARD EMC SCREEN ★	STANDARD EMC SCREEN ★	STANDARD EMC SCREEN ★	STANDARD EMC SCREEN ★	ENHANCED EMC SCREEN ★★	STANDARD EMC SCREEN ★	STANDARD EMC SCREEN ★	STANDARD EMC SCREEN ★
	●	●	●	●	●								●	●					
	AS ANTI-STATIC					AS ANTI-STATIC			AS ANTI-STATIC	AS ANTI-STATIC	AS ANTI-STATIC	AS ANTI-STATIC	AS ANTI-STATIC	AS ANTI-STATIC	AS ANTI-STATIC	AS ANTI-STATIC	AS ANTI-STATIC	AS ANTI-STATIC	AS ANTI-STATIC
					●														
							●	●											
								●	●	●		●	●	●					
		●	●	●	●														
	●	●	●	●	●	●	●	●	●	●	●	●	●	●	●	●	●	●	●
	●	●	●	●	●	●	●	●	●	●	●	●	●	●	●	●	●	●	●
	106	108	108	108	108	110	110	111	112	112	114	114	116	116	118	118	118	118	118

134 Thread data
135 Technical guidance
144 Low fire hazard

Atkore Flexicon

Metallic fittings selection guide

Multipart

NPB

88

88

89

89

Stainless steel (316L)

88

89

Liquid Tight

NPB (Nickel Plated Brass)

98

98

98

98

99

99

120

99

Stainless steel (316L)

101

101

Other

Hygienic

109

109

NEW

109

Round Boxes

122

122

Strain Relief Glands

120

Accessories

Insert

99

Cable Gland

125

125

Clips

125

Locknuts

124

Metallic fittings selection guide

Atkore Flexicon

Hazardous

EXE

104

104

104

EXD

102

103

103

EXD Braided

107

Stopping Plugs

105

UL Listed

100

100

100

Braided

115

106

107

113

114

114

SS (316L) Corrugated

116

117

116

117

117

Pliable

110

Accessories

124

Elbows

126

Stopping Plugs

123

124

Couplers

126

Thread Converters



126

Atkore™
Flexicon

FU & SSU system

Galvanised steel and stainless steel

IP40

INHERENT LOW FIRE HAZARD ★★★

Conduit

FU

Construction: Galvanised steel, helically wound, flexible conduit.

Colour: Zinc, self colour.

Typical Applications: Underfloor wiring in office blocks inherent low fire hazard applications typically interior applications due to IP40 rating.

Temp: -100˚C to +300˚C

EN 45545-2 NFPA 130

SSU

Construction: Stainless steel (grade 316L), helically wound, flexible conduit.

Colour: Stainless steel, self colour.

Typical Applications: Instrumentation and security or where enhanced corrosion performance is required.

Temp: -100˚C to +600˚C

EN 45545-2 NFPA 130

Fittings

M

Fixed external thread nickel plated brass

Two part fitting comprising shell and body with external thread. This fitting can be inserted into a knockout and secured with a locknut.

IP40

M-SS

Fixed external thread stainless steel

Two part fitting comprising shell and body with external thread. This fitting can be inserted into a knockout and secured with a locknut.

IP40

S

Swivel external thread nickel plated brass

Two part fitting comprising shell and body. The external thread swivels about the main body. Can be used with threaded entries, or knockout secured with a locknut.

IP40

nominal size (mm)	FU part number	reel length (m)	SSU part number	reel length (m)	outside dia (mm)	inside dia (mm)	min inside bend radius (mm)	metric thread part number	PG thread part number	metric thread part number	metric thread part number	PG thread part number
10	FU10+	25, 50	SSU10+	10, 25, 50	9.0	6.8	25	FU10-M12-M	FU10-PG7-M	SSU10-M12-M	FU10-M12-S	FU10-PG7-S
12	FU12	25, 50	SSU12+	10, 25, 50	13.0	10.2	30†	FU12-M16-M	FU12-PG9-M	SSU12-M16-M	FU12-M16-S	FU12-PG9-S
16	FU16	10, 25, 50	SSU16	10, 25, 50	16.0	13.0	40	FU16-M16-M	FU16-PG11-M	SSU16-M16-M	FU16-M16-S	FU16-PG11-S
16								FU16-M20-M			FU16-M20-S	FU16-PG13-S
20	FU20	10, 25, 50	SSU20	10, 25	20.5	16.9	45	FU20-M20-M	FU20-PG16-M	SSU20-M20-M	FU20-M20-S	FU20-PG16-S
25	FU25	10, 25, 50	SSU25	10, 25	25.0	21.1	55	FU25-M25-M	FU25-PG21-M	SSU25-M25-M	FU25-M25-S	FU25-PG21-S
32	FU32	10, 25	SSU32	10, 25	32.0	28.1	60	FU32-M32-M	FU32-PG29-M	SSU32-M32-M	FU32-M32-S	FU32-PG29-S
40	FU40	10, 25	SSU40	10	42.5	37.6	80	FU40-M40-M	FU40-PG36-M	SSU40-M40-M	FU40-M40-S	FU40-PG36-S
50	FU50	10, 25	SSU50	10	53.0	48.4	90	FU50-M50-M	FU50-PG48-M	SSU50-M50-M	FU50-M50-S	FU50-PG42-S
63	FU63	10	SSU63*	10	62.5	57.5	115	FU63-M63-M		SSU63-M63-M*	FU63-M63-S	
75	FU75	10			77.0	70.0	150	FU75-M75-M				

Ordering Notes

- Add reel length eg: FU20-25M for 25m reel

* Indicates parts made to order on request and may be subject to MOQ and lead time

\+ Double interlock section

† SSU12 Minimum bend radius is 50mm

- **Available on request:**
  - longer lengths and bulk packaging
  - cut lengths and assemblies
  - alternative threads

How to read the fittings code

FU10-M12-M

conduit
thread size
fitting type

Properties

- High mechanical strength
- Highly flexible
- Inherently Low Fire Hazard (LFH) see page 144
- Fully compliant to LUL Std S1085 (Cert No. 296)
- Temperature range
  -100˚C to +300˚C (FU)
  -100˚C to +600˚C (SSU + SS fittings)
  -100˚C to +400˚C (SSU + NPB fittings)

S-SS

Swivel external thread stainless steel

Two part fitting comprising shell and body. The external thread swivels about the main body. Can be used with threaded entries, or knockout secured with a locknut.

IP40

P

Plain hole connector nickel plated brass

Two part fitting comprising shell and body without thread. The body is fitted through the opposite side of the entry to the conduit and acts as a locking device also providing a smooth entry bush.

IP40

F

Fixed internal thread nickel plated brass

Two part fitting comprising shell and body with internal thread which can be used to connect with an external thread.

IP40

FCC

Plated steel P clip with pvc liner and secure stainless steel P clips

P clip to support and secure conduit.

90° Elbow

Internal and external threaded nickel plated brass elbow

90˚ elbow which can be screwed onto external threaded fittings to create a 90˚ elbow termination.

metric thread part number	hole size (mm)	part number	metric thread part number	plated steel part number	stainless steel part number	part number	nominal size (mm)
SSU10-M12-S				FCC10	FCC10-SS*	BM90-PG7*	10
SSU12-M16-S	12	FU12-P		FCC12	FCC12-SS	BM90-16M	11
SSU16-M16-S	16	FU16-P	FU16-M16-F	FCC16	FCC16-SS	BM90-16M	13
			FU16-M20-F	FCC16	FCC16-SS	BM90-20M	13
SSU20-M20-S	20	FU20-P	FU20-M20-F	FCC20	FCC20-SS	BM90-20M	16
SSU25-M25-S	25	FU25-P	FU25-M25-F	FCC25	FCC25-SS	BM90-25M	18
SSU32-M32-S	32	FU32-P	FU32-M32-F	FCC32	FCC32-SS	BM90-32M	20
	40	FU40-P	FU40-M40-F	FCC40	FCC40-SS	BM90-40M	21
	51	FU50-P	FU50-M50-F	FCC50	FCC50-SS	BM90-50M	25
	61	FU63-P	FU63-M63-F	FCC63	FCC63-SS*		28
	75	FU75-P		FCC75			34

Standards

UNDERGROUND BS EN IEC 61386 CE UKCA

REACh RoHS EN 45545-2 NFPA 130

Note: refer to conduit properties for applicable standards

Technical Drawing



Atkore™
Flexicon

FSU & FNU system

IP54 IP65

Galvanised steel PVC or nylon coated

Conduit

FSU

Construction: Galvanised steel, helically wound, flexible conduit with PVC coating.

Colour: Black and Grey. Orange available on request*.

Typical Applications: General factory wiring and connections to machines.

Temp: -15˚C to +70˚C

FNU

Construction: Galvanised steel, helically wound, flexible conduit with elastomeric nylon coating.

Colour: Black.

Typical Applications: Demanding applications requiring higher temperatures or solvent and abrasion resistance.

Temp: -40˚C to +120˚C

Fittings

M

Fixed external thread nickel plated brass

Two part fitting comprising shell and body with external thread. This fitting can be inserted into a knockout and secured with a locknut.

IP54

S

Swivel external thread nickel plated brass

Two part fitting comprising shell and body. The external thread swivels about the main body. Can be used with threaded entries, or knockout secured with a locknut.

IP54

P

Plain hole connector nickel plated brass

Two part fitting comprising shell and body without thread. The body is fitted through the opposite side of the entry to the conduit and acts as a locking device also providing a smooth entry bush.

IP54

nominal size (mm)	FSU part number	reel length (m)	FNU part number	reel length (m)	outside dia (mm)	inside dia (mm)	min inside bend radius (mm)	metric thread part number	PG thread part number	metric thread part number	PG thread part number	hole size (mm)	part number
10	FSU10B+	25, 50			10.0	6.8	25	FSU10-M12-M	FSU10-PG7-M	FSU10-M12-S	FSU10-PG7-S	9	FSU10-P
12	FSU12B	25, 50			14.0	10.2	30	FSU12-M16-M	FSU12-PG9-M	FSU12-M16-S	FSU12-PG9-S	12	FSU12-P
16	FSU16B	10, 25, 50	FNU16B*	25	17.0	13.0	40	FSU16-M16-M	FSU16-PG11-M	FSU16-M16-S	FSU16-PG11-S	16	FSU16-P
16								FSU16-M20-M		FSU16-M20-S	FSU16-PG13-S		
20	FSU20B	10, 25, 50	FNU20B*	25	21.5	16.9	45	FSU20-M20-M	FSU20-PG16-M	FSU20-M20-S	FSU20-PG16-S	20	FSU20-P
25	FSU25B	10, 25, 50	FNU25B*	25	26.0	21.1	55	FSU25-M25-M	FSU25-PG21-M	FSU25-M25-S	FSU25-PG21-S	25	FSU25-P
32	FSU32B	10, 25	FNU32B*	25	34.0	28.1	60	FSU32-M32-M	FSU32-PG29-M	FSU32-M32-S	FSU32-PG29-S	32	FSU32-P
40	FSU40B	10, 25			44.5	37.6	90	FSU40-M40-M	FSU40-PG36-M	FSU40-M40-S	FSU40-PG36-S	40	FSU40-P
50	FSU50B	10, 25			55.0	48.4	100	FSU50-M50-M	FSU50-PG48-M	FSU50-M50-S	FSU50-PG42-S	51	FSU50-P
63	FSU63B	10			64.5	57.5	115	FSU63-M63-M		FSU63-M63-S		61	FSU63-P
75	FSU75B	10			79.0	70.0	150	FSU75-M75-M				75	FSU75-P

Ordering Notes

- Add reel length eg: FSU20-25M for 25m reel
- FSU fittings used for FNU conduit

* Indicates parts made to order on request and may be subject to MOQ and lead time

\+ Double interlock section

- Grey and other colours may be subject to MOQ and lead times

- **Available on request:**
  - longer lengths and bulk packaging
  - cut lengths and assemblies
  - other colours
  - stainless steel fittings (grade 316L)
  - alternative threads
  - 45° elbows 16 to 32mm

How to read the fittings code

FU10-M12-M

conduit
thread size
fitting type

Properties

- High mechanical strength
- Highly flexible
- IP rating: IP54 with standard fittings, IP65 with type C compression fittings
- Temperature range
  -15˚C to +70˚C (FSU)
  -40˚C to +120˚C (FNU)
- **FNU offers high abrasion resistance and solvent resistance**
- Low Fire Hazard version available (see type LFHU on page 92)
- Nickel plated brass fittings
- Vibration and shock tested to EN 61373 Cat 2
- Thread face sealing washers may be required to maintain IP rating at the connection to other equipment, see page 124

F	C	C-S	C90	Coupler	E
Fixed internal thread nickel plated brass Two part fitting comprising shell and body with internal thread which can be used to couple two pieces of conduit together when used with a swivel fitting.	**External thread nickel plated brass** Multipart compression fitting including elastomeric seal. Can be used for knockouts or threaded entries as fitting rotates until tightened.	**External thread nickel plated brass** Multipart compression fitting including elastomeric seal. The external thread swivels about the main body even after tightening.	**External thread elbow nickel plated brass** Multipart 90˚ compression fitting including elastomeric seal.	**Nickel plated brass** Multipart compression coupler to connect two conduits together.	**Insert nickel plated brass** Single part, machined insert to cap end of conduit.
IP54	IP65	IP65	IP65	IP65	

metric thread part number	metric thread part number	PG thread part number	NPT thread part number	metric thread part number	metric thread part number	part number	part number	nominal size (mm)
							FSU10-E	10
	FSU12-M16-C	FSU12-PG9-C		FSU12-M16-C-S	FSU12-M16-C90		FSU12-E	12
FSU16-M16-F	FSU16-M16-C	FSU16-PG11-C	FSU16-050-C	FSU16-M16-C-S	FSU16-M16-C90	FSU16-FSU16	FSU16-E	16
FSU16-M20-F	FSU16-M20-C	FSU16-PG13-C		FSU16-M20-C-S	FSU16-M20-C90		FSU16-E	16
FSU20-M20-F	FSU20-M20-C	FSU20-PG16-C	FSU20-050-C	FSU20-M20-C-S	FSU20-M20-C90	FSU20-FSU20	FSU20-E	20
FSU25-M25-F	FSU25-M25-C	FSU25-PG21-C	FSU25-075-C	FSU25-M25-C-S	FSU25-M25-C90	FSU25-FSU25	FSU25-E	25
FSU32-M32-F	FSU32-M32-C	FSU32-PG29-C	FSU32-100-C	FSU32-M32-C-S	FSU32-M32-C90	FSU32-FSU32	FSU32-E	32
FSU40-M40-F	FSU40-M40-C						FSU40-E	40
FSU50-M50-F	FSU50-M50-C						FSU50-E	50
FSU63-M63-F							FSU63-E	63
							FSU75-E	75

Also available in a Contractor Pack - see page 128

Standards

BS EN IEC 61386

Technical Drawing



Atkore™
Flexicon

LFHU system

Galvanised steel LFH coated

IP54 IP65 EXTRA LOW FIRE HAZARD ★★

FPU system

Galvanised steel polyurethane coated

Conduit

LFHU

Construction: Galvanised steel, helically wound, flexible steel conduit with Low Fire Hazard (LFH) coating.

Colour: Black.

Typical Applications: Public and commercial buildings and tunnels where low fire hazard performance is a requirement.

Temp: -25˚C to +90˚C

EN 45545-2

FPU

Construction: Galvanised steel, helically wound, flexible steel conduit with low temperature, high abrasion, high fatigue life halogen free polyurethane coating.

Colour: Black and Metallic Blue.

Typical Applications: Where low temperature and mechanical strength are important.

Temp: -40˚C to +100˚C

Fittings

M

Fixed external thread nickel plated brass

Two part fitting comprising shell and body with external thread. This fitting can be inserted into a knockout and secured with a locknut.

IP54

S

Swivel external thread nickel plated brass

Two part fitting comprising shell and body. The external thread swivels about the main body. Can be used with threaded entries, or knockout secured with a locknut.

IP54

P

Plain hole connector nickel plated brass

Two part fitting comprising shell and body without thread. The body is fitted through the opposite side of the entry to the conduit and acts as a locking device also providing a smooth entry bush.

IP54

nominal size (mm)	LFHU part number	LFHU reel length (m)	FPU part number	FPU reel length (m)	outside dia (mm)	inside dia (mm)	min inside bend radius (mm)	metric thread part number	PG thread part number	metric thread part number	PG thread part number	hole size (mm)	part number
12	LFHU12B*	25	FPU12B*	25	14.0	10.2	30	FSU12-M16-M	FSU12-PG9-M	FSU12-M16-S	FSU12-PG9-S	12	FSU12-P
16	LFHU16B	25, 50	FPU16B	25	17.0	13.0	40	FSU16-M16-M	FSU16-PG11-M	FSU16-M16-S	FSU16-PG11-S	16	FSU16-P
16								FSU16-M20-M		FSU16-M20-S	FSU16-PG13-S		
20	LFHU20B	10, 25, 50	FPU20B	25, 50	21.5	16.9	45	FSU20-M20-M	FSU20-PG16-M	FSU20-M20-S	FSU20-PG16-S	20	FSU20-P
25	LFHU25B	10, 25, 50	FPU25B	25, 50	26.0	21.1	55	FSU25-M25-M	FSU25-PG21-M	FSU25-M25-S	FSU25-PG21-S	25	FSU25-P
32	LFHU32B	10, 25	FPU32B	25	34.0	28.1	80	FSU32-M32-M	FSU32-PG29-M	FSU32-M32-S	FSU32-PG29-S	32	FSU32-P
40	LFHU40B	10, 25	FPU40B*	10	44.5	37.6	90	FSU40-M40-M	FSU40-PG36-M	FSU40-M40-S	FSU40-PG36-S	40	FSU40-P
50	LFHU50B	10, 25	FPU50B*	10	55.0	48.4	100	FSU50-M50-M	FSU50-PG48-M	FSU50-M50-S	FSU50-PG42-S	51	FSU50-P
63	LFHU63B	10	FPU63B*	10	64.5	57.5	115	FSU63-M63-M		FSU63-M63-S		61	FSU63-P
75	LFHU75B	10	FPU75B*	10	79.0	70.0	150	FSU75-M75-M				75	FSU75-P

Ordering Notes

- Add reel length eg: LFHU20B-25M for 25m reel
- FSU fittings used on LFHU conduit
- For metallic blue change B to BU eg FPU20BU-25M

* Indicates parts made to order on request and may be subject to MOQ and lead time

- Metallic Blue may be subject to MOQ and lead times

- **Available on request:**
  - longer lengths and bulk packaging
  - cut lengths and assemblies additional sizes
  - stainless steel fittings (grade 316L)
  - alternative threads
  - 45˚ C type elbows 16 to 32mm

How to read the fittings code

FU10-M12-M

conduit
thread size
fitting type

Important Note

- For LFH performance see page 144

Properties

- High mechanical strength
- Highly flexible
- IP rating: IP54 with standard fittings, IP65 with type C compression fittings
- **Extra low Fire Hazard**
- **UL94 V0, for LFH see page 148 (LFHU)**
- **High fatigue life and high abrasion resistant (FPU)**
- Halogen, sulphur and phosphorus free
- **Compliant to LUL Std S1085 (LFHU) (Cert No. 297)**
- EN45545-2 HL3 for LFHU
- Temperature range:
  -25˚C to +90˚C (LFHU)
  -40˚C to +100˚C (FPU)
- Nickel plated brass fittings
- Vibration and shock tested to EN61373 Cat 2
- Thread face sealing washers may be required to maintain IP rating at the connection to other equipment, see page 124

F	C	C-S	C90	Coupler	E
Fixed internal thread nickel plated brass Two part fitting comprising shell and body with internal thread which can be used to couple two pieces of conduit together when used with a swivel fitting.	**External thread nickel plated brass** Multipart compression fitting including elastomeric seal. Can be used for knockouts or threaded entries as fitting rotates until tightened.	**External thread nickel plated brass** Multipart compression fitting including elastomeric seal. The external thread swivels about the main body even after tightening.	**External thread elbow nickel plated brass** Multipart 90˚ compression fitting including elastomeric seal.	**Nickel plated brass** Multipart compression coupler to connect two conduits together.	**Insert nickel plated brass** Single part, machined insert to cap end of conduit.
IP54	IP65	IP65	IP65	IP65	



metric thread part number	metric thread part number	PG thread part number	NPT thread part number	metric thread part number	metric thread part number	part number	part number	nominal size (mm)
	FSU12-M16-C	FSU12-PG9-C		FSU12-M16-C-S	FSU12-M16-C90		FSU12-E	12
FSU16-M16-F	FSU16-M16-C	FSU16-PG11-C	FSU16-050-C	FSU16-M16-C-S	FSU16-M16-C90	FSU16-FSU16	FSU16-E	16
FSU16-M20-F	FSU16-M20-C	FSU16-PG13-C		FSU16-M20-C-S	FSU16-M20-C90		FSU16-E	16
FSU20-M20-F	FSU20-M20-C	FSU20-PG16-C	FSU20-050-C	FSU20-M20-C-S	FSU20-M20-C90	FSU20-FSU20	FSU20-E	20
FSU25-M25-F	FSU25-M25-C	FSU25-PG21-C	FSU25-075-C	FSU25-M25-C-S	FSU25-M25-C90	FSU25-FSU25	FSU25-E	25
FSU32-M32-F	FSU32-M32-C	FSU32-PG29-C	FSU32-100-C	FSU32-M32-C-S	FSU32-M32-C90	FSU32-FSU32	FSU32-E	32
FSU40-M40-F	FSU40-M40-C						FSU40-E	40
FSU50-M50-F	FSU50-M50-C						FSU50-E	50
FSU63-M63-F							FSU63-E	63
							FSU75-E	75

Standards

BS EN IEC 61386

Note: refer to conduit properties for applicable standards

Technical Drawing

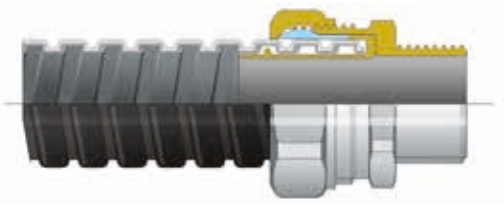

Atkore Flexicon

Liquid Tight Conduits range

Metallic Conduits

EN 45545-2

LTP

Construction: Galvanised steel, helically wound, flexible conduit with smooth oil resistant and high temperature PVC cover.

Colour: Black. Grey or Orange on request

Typical Applications: High mechanical strength combined with extremely high IP rating (IP68 and IP69) suitable for external applications where fire performance is not a consideration such as external car park barriers and systems.

Special Characteristics: Oil resistant and self extinguishing.

- High mechanical strength
- IP rating: IP66 + IP67 + IP68 (5 bar 1hr) + IP69
- Smooth, wipe clean outer cover
- Cover does not wrinkle when bent
- Temperature range -20˚C to +105˚C
- Good flexibility
- Lloyd's Register Type Approval
- Resistant to oils and greases
- Vibration and shock tested to EN61373 Cat 2
- Black, Grey and Orange are UV resistant and suitable for external use
- Also available as a Hygienic version with a coating manufactured from FDA approved ingredients - see page 108

LTPAS

Construction: Galvanised steel, helically wound, flexible conduit with smooth oil resistant and high temperature PVC cover.

Colour: Black. Grey on request

Typical Applications: High mechanical strength combined with extremely high IP rating (IP68 and IP69) suitable for external applications where fire performance is not a consideration.

Special Characteristics: Oil resistant and self extinguishing.

LTPAS As per LTP but with an anti-static performance coating.

- High mechanical strength
- IP rating: IP66 + IP67 + IP68 (5 bar 1hr) + IP69
- Smooth, wipe clean outer cover
- Cover does not wrinkle when bent
- Temperature range -20˚C to +105˚C
- Good flexibility
- UV resistant (black) and suitable for external use
- Anti-Static performance coating to EN60079-0
- Resistant to oils and greases
- Vibration and shock tested to EN61373 Cat 2

LTPHC

Construction: Galvanised steel, helically wound, flexible conduit with smooth thermoplastic elastomer (TPE) cover.

Colour: Black

Typical Applications: High mechanical strength combined with high and low temperature performance, combined with extremely high IP rating (IP68 and IP69) suitable for external applications where fire performance is not a consideration.

Special Characteristics: Wide temperature range performance. Good flexibility at low and high temperatures.

- High mechanical strength
- IP rating: IP66 + IP67 + IP68 (5 bar 1hr) + IP69
- Temperature range -60˚C to +150˚C
- Good flexibility
- UV resistant (black) and suitable for external use
- Resistant to oils and greases
- Vibration and shock tested to EN61373 Cat 2

LTPLFH

Construction: Galvanised steel, helically wound, flexible conduit with smooth oil resistant Low Fire Hazard (LFH) cover.

Colour: Black

Typical Applications: High mechanical strength combined with extremely high IP rating (IP68 and IP69) suitable for internal and external applications where fire performance is a requirement. APR 2020.

Special Characteristics: As per LTP but where Extra Low Fire Hazard performance is required.

- High mechanical strength
- IP rating: IP66 + IP67 + IP68 (5 bar 1hr) + IP69
- Smooth, wipe clean outer cover
- Cover does not wrinkle when bent
- Temperature range -25˚C to +90˚C (LTPLFH)
- Good flexibility
- UV resistant (black) and suitable for external use
- Resistant to oils and greases
- Compliant to LUL Std S1085 (LTPLFH) Cert No. 2020
- EN 45545 to HL3
- Vibration and shock tested to EN61373 Cat 2

nominal size (mm)	US trade size (")	outside dia (mm)	inside dia (mm)	LTP part number	LTP reel length (m)	LTP min inside bend radius (mm)	LTPAS part number	LTPAS reel length (m)	LTPAS min inside bend radius (mm)	LTPHC part number	LTPHC reel length (m)	LTPHC min inside bend radius (mm)	LTPLFH part number	LTPLFH reel length (m)	LTPLFH min inside bend radius (mm)
10	¼	11.8	7.0	LTP10B+	50	35									
10															
12	5/16	14.2	10.0	LTP12B	25, 50	40				LTPHC12B+	25	40			
16	⅜	17.8	12.6	LTP16B	10, 25, 50	45	LTPAS16B*	25	45	LTPHC16B	25	45	LTPLFH16B	25	60
16															
20	½	21.1	16.0	LTP20B	10, 25, 50	65	LTPAS20B*	25	65	LTPHC20B	25	65	LTPLFH20B	25	100
25	¾	26.4	21.0	LTP25B	10, 25, 50	100	LTPAS25B*	25	100	LTPHC25B	25	100	LTPLFH25B	25	130
32	1	33.1	26.5	LTP32B	10, 25, 50	135	LTPAS32B*	25	135	LTPHC32B	25	135	LTPLFH32B	10	180
40	1¼	41.8	35.4	LTP40B	10, 25	175	LTPAS40B*	10	175	LTPHC40B	10	175			
50	1½	47.9	40.4	LTP50B+	10, 25	230	LTPAS50B*+	10	230	LTPHC50B+	10	230			
63	2	59.7	51.6	LTP63B+	10, 25	280	LTPAS63B*+	10	280	LTPHC63B*+	10	280			

Ordering Notes

- Add reel length eg: LTP20B-25M for a 25m reel
- For LTP specify colour (B = Black, G = Grey) Black and Grey. Orange available on request

* Indicates parts made to order on request and may be subject to MOQ and lead time

\+ Double interlock section

\# PG & NPT threads not supplied with insulated throats

- **Available on request:**
  - longer lengths and bulk packaging
  - cut lengths and assemblies
  - other colours

MORE CONDUITS OVERLEAF!

Liquid Tight Conduits range

LTPUL

Construction: Galvanised steel, helically wound, flexible steel conduit including copper bonding strip (up to 40mm) with smooth PVC cover.

Colour: Black

Typical Applications: As for LTP but where UL listing or CSA approval is required.

Special Characteristics: UL listed and CSA approved.

- High mechanical strength
- IP rating: IP66 + IP67 + IP68 (5 bar 1hr) + IP69
- Smooth, wipe clean outer cover
- Cover does not wrinkle when bent
- Temperature range -15˚C to +75˚C (LTPUL)
- Good flexibility
- UV resistant (Black) and suitable for external use
- Resistant to oils and greases
- For UL listed fittings see page 104
- Vibration and shock tested to EN61373 Cat 2
- Also available as Hygienic version see page 108

LTPPU

Construction: Galvanised steel, helically wound, flexible steel conduit with smooth halogen free polyurethane cover.

Colour: Black (B) and Blue (BU)(RAL 5012)

Typical Applications: High mechanical strength with low temperature and high abrasion resistance, combined with extremely high IP rating (IP68 and IP69) suitable for external applications where fire performance is not a requirement.

Special Characteristics: Low temperature performance, high abrasion and high fatigue life.

- High mechanical strength
- Good flexibility
- IP rating: IP66 + IP67 + IP68 (5 bar 1hr) + IP69
- Smooth, wipe clean outer cover
- Cover does not wrinkle when bent
- Resistant to oils & greases
- Temperature range: -40˚C to +100˚C
- UV resistant and suitable for external use
- High abrasion, high fatigue life
- Vibration and shock tested to EN61373 Cat 2

LTPPUAS

Construction: Galvanised steel, helically wound, flexible steel conduit with smooth halogen free polyurethane cover.

Colour: Black (B) and Blue (BU) (RAL 5015)

Typical Applications: High mechanical strength with low temperature and high abrasion resistance, combined with extremely high IP rating (IP68 and IP69) suitable for external applications where fire performance is not a requirement.

Special Characteristics: Low temperature performance, high abrasion and high fatigue life.

LTPPUAS As per LTPPU but with an anti-static performance coating.

- High mechanical strength
- Good flexibility
- IP rating: IP66 + IP67 + IP68 (5 bar 1hr) + IP69
- Smooth, wipe clean outer cover
- Cover does not wrinkle when bent
- Resistant to oils & greases
- Temperature range: -40˚C to +100˚C
- UV resistant and suitable for external use
- Vibration and shock tested to EN61373 Cat 2
- Anti-Static performance coating to EN60079-0

LTPSS

Construction: Stainless steel (316L), helically wound, flexible conduit with oil resistant and high temperature pvc smooth cover.

Colour: Black

Typical Applications: Machinery or outdoor applications where high corrosion resistance and liquid tight are a requirement.

Special Characteristics: Enhanced corrosion resistance performance.

- High mechanical strength
- Good flexibility
- IP rating: IP66 + IP67 + IP68 (5 bar 1hr) + IP69
- Smooth, wipe clean outer cover
- Cover does not wrinkle when bent
- Resistant to oils & greases
- Temperature range: -20˚C to +105˚C
- UV resistant and suitable for external use
- Vibration and shock tested to EN61373 Cat 2
- Also available as a Hygienic version with a coating manufactured from FDA approved ingredients - see page 108

LTPUL part number	reel length (m)	min inside bend radius (mm)	LTPPU part number	inside dia (mm)	min inside bend radius (mm)	LTPPUAS part number	reel length (m)	min inside bend radius (mm)	LTPSS part number	reel length (m)	min inside bend radius (mm)	US trade size (")	nominal size (mm)
			LTPPU10*	25	35							¼	10
													10
			LTPPU12*	25	40							5/16	12
6701-30-BK	30.5	50	LTPPU16*	25	45	LTPPUAS16*	25	45	LTPSS16*	25	45	⅜	16
													16
6702-30-BK	30.5	90	LTPPU20*	25	65	LTPPUAS20*	25	65	LTPSS20	25	65	½	20
6703-30-BK	30.5	110	LTPPU25*	25	100	LTPPUAS25*	25	100	LTPSS25	25	100	¾	25
6704-30-BK	30.5	140	LTPPU32*	25	135	LTPPUAS32*	25	135	LTPSS32	10	135	1	32
6705-24-BK	15.2	180	LTPPU40*	10	175	LTPPUAS40*	10	175	LTPSS40	10	180	1¼	40
6706-24-BK†	15.2	230	LTPPU50*†	10	230	LTPPUAS50*†	10	230	LTPSS50†	10	230	1½	50
6707-24-BK†	15.2	280	LTPPU63*†	10	280	LTPPUAS63*†	10	280	LTPSS63†	10	280	2	63

Standards

IEC EN 61386

Note: refer to conduit properties for applicable standards

Technical Drawing



LTPPU, LTPPUAS

FOLD PAGE OUT!

Liquid Tight Conduits range

EN 45545-2

LTBRDP

Construction: Galvanised steel, helically wound, flexible conduit with galvanised steel braid and oil resistant and high temperature pvc smooth cover.

Colour: Black

Typical Applications: Machinery or outdoor applications where high corrosion resistance and liquid tight are a requirement combined with EMC screening

Special Characteristics: Good flexibility and EMC screening.

- High mechanical strength
- Good flexibility
- IP rating: IP66 + IP67 + IP68 (5 bar 1hr) + IP69
- Smooth, wipe clean outer cover
- Cover does not wrinkle when bent
- Resistant to oils & greases
- Temperature range: -20˚C to +105˚C
- UV resistant and suitable for external use
- Vibration and shock tested to EN61373 Cat 2
- Provides EMC screening
- Also available as a Hygienic version with a coating manufactured from FDA approved ingredients - see page 108

LTBRDLFH

Construction: Galvanised steel, helically wound, flexible conduitwith galvanised steel braid, with smooth oil resistant Low Fire Hazard (LFH) cover.

Colour: Black

Typical Applications: Installations where liquid tight is a requirement and where low fire hazard properties and EMC screening are required.

Special Characteristics: As per LTP but where Extra Low Fire Hazard performance is required.

- High mechanical strength
- Good flexibility
- IP rating: IP66 + IP67 + IP68 (5 bar 1hr) + IP69
- Smooth, wipe clean outer cover
- Cover does not wrinkle when bent
- Resistant to oils & greases
- Temperature range: -20˚C to +90˚C
- UV resistant and suitable for external use
- Vibration and shock tested to EN61373 Cat 2
- Provides EMC screening
- Extra Low Fire Hazard UL94 V0 (for LFH see page 144)
- Compliant to LUL Std S1085 (Cert No. 658)
- EN 45545 to HL3

FCC

Plated steel P clip with PVC liner

P clip to support and secure conduit.

FCC-SS

Stainless steel (316L) P clips

P clip to support conduit.

E

Insert nickel plated brass

Single part, machined insert to cap end of conduit.

LTBRDP part number	reel length (m)	min inside bend radius (mm)	LTBRDLFH part number	reel length (m)	min inside bend radius (mm)	plated steel part number	part number	part number	inside dia (mm)	outside dia (mm)	US trade size (")	nominal size (mm)
						FCC10		LTP10-E	7.0	11.8	¼	10
						FCC12	FCC10-SS*	LTP10-E				10
						FCC16	FCC12-SS	LTP12-E	10.0	14.2	5/16	12
						FCC16	FCC16-SS	LTP16-E	12.6	17.8	⅜	16
							FCC16-SS	LTP16-E				16
LTBRDP20B	25	65	LTBRDLFH20B	25	130	FCC20	FCC20-SS	LTP20-E	16.0	21.1	½	20
LTBRDP25B	25	100	LTBRDLFH25B	25	200	FCC25	FCC25-SS	LTP25-E	21.0	26.4	¾	25
LTBRDP32B	25	120	LTBRDLFH32B*	25	270	FCC32	FCC32-SS	LTP32-E	26.5	33.1	1	32
LTBRDP40B	10	140				FCC40	FCC40-SS	LTP40-E	35.4	41.8	1¼	40
LTBRDP50B†	10	180				FCC50	FCC50-SS	LTP50-E	40.4	47.9	1½	50
LTBRDP63B†	10	270				FCC63	FCC63-SS*	LTP63-E	51.6	59.7	2	63

Technical Drawing



LTBRDP & LTBRDLFH

Atkore™
Flexicon

Metallic Conduit and Fittings

To make your selection from our wide range of flexible conduits easier, we have devised a table (see below) which offers a one page summary to help you when you come to select your fittings.

We have a wide selection of fittings that can be used with the conduits listed below.

Using this fold out page will illustrate the wide range of liquid tight metallic conduits we offer. There are ten different metallic conduit families listed in this spread and these are detailed across Pages 94 - 96.

Ordering Notes

Once you have chosen your conduit from our wide range of products listed on Pages 94, 95 and 96, simply use this fold out page as a guide to see which fittings correspond with your selected conduit.

The fold out conduit summary chart below lines up with the respective subsequent fittings pages to allow you to still see your selected conduit, whilst selecting your fittings.

HG HYGIENIC RANGE

Looking for Cable Protection for Hygienic Applications?

See pages 108 & 109 for futher details on our new Liquid Tight Hygienic Range.

nominal size (mm)	US trade size (")	outside dia (mm)	inside dia (mm)	LTP part number	LTPAS part number	LTPHC part number	LTPLFH part number	LTPUL part number	LTPPU part number	LTPPUAS part number	LTPSS part number	LTBRDP part number	LTBRDLFH part number
10	¼	11.8	7.0	LTP10B					LTPPU10				
10													
12	5/16	14.2	10.0	LTP12B		LTPHC12B			LTPPU12				
16	⅜	17.8	12.6	LTP16B		LTPHC16B	LTPLFH16B	LTPUL16B	LTPPU16	LTPPUAS16	LTPSS16		
16					LTPAS16B								
20	½	21.1	16.0	LTP20B	LTPAS20B	LTPHC20B	LTPLFH20B	LTPUL20B	LTPPU20	LTPPUAS20	LTPSS20	LTBRDP20B	LTBRDLFH20B
25	¾	26.4	21.0	LTP25B	LTPAS25B	LTPHC25B	LTPLFH25B	LTPUL25B	LTPPU25	LTPPUAS25	LTPSS25	LTBRDP25B	LTBRDLFH25B
32	1	33.1	26.5	LTP32B	LTPAS32B	LTPHC32B	LTPLFH32B	LTPUL32B	LTPPU32	LTPPUAS32	LTPSS32	LTBRDP32B	LTBRDLFH32B
40	1¼	41.8	35.4	LTP40B	LTPAS40B	LTPHC40B		LTPUL40B	LTPPU40	LTPPUAS40	LTPSS40	LTBRDP40B	
50	1½	47.9	40.4	LTP50B	LTPAS50B	LTPHC50B		LTPUL50B	LTPPU50	LTPPUAS50	LTPSS50	LTBRDP50B	
63	2	59.7	51.6	LTP63B	LTPAS63B	LTPHC63B		LTPUL63B	LTPPU63	LTPPUAS63	LTPSS63	LTBRDP63B	

Standards & Approvals

IEC EN 61386

Atkore™
Flexicon

Liquid Tight Conduit fittings

Nickel plated brass fittings

IP66 IP67 IP68 IP69

Fittings

C

External thread nickel plated brass

Multipart compression fitting including elastomeric seal. Can be used for knockout or threaded entries as fitting rotates until tightened.

IP66 IP67 IP68 IP69

C-S

Swivel external thread nickel plated brass

Compression fitting for knockout or threaded entries.

Multipart compression fitting including elastomeric seal. The external thread swivels about the main body even after tightening.

IP66 IP67 IP68 IP69

C-F

Internal thread nickel plated brass

Multi part compression fitting including elastomeric seal to connect with an external thread.

IP66 IP67 IP68 IP69

C-SF

Swivel internal thread nickel plated brass

Multi part compression fitting including elastomeric seal. Swivel internal thread makes it suitable for connection to male threads. Internal thread swivels about the main body even after tightening.

IP66 IP67 IP68 IP69

#

nominal size (mm)	US trade size (")	metric thread part number	Z for PG thread size	for NPT thread size		metric thread part number	metric thread part number	metric thread part number
10	¼	LTP10-M12-C	PG7					
10		LTP10-M16-C						
12	5/16	LTP12-M16-C	PG9			LTP12-M16-S		
16	⅜	LTP16-M16-C	PG11	050	(⅜")	LTP16-M16-S		
16		LTP16-M20-C	PG13			LTP16-M20-S		LTP16-M20-SF
20	½	LTP20-M20-C	PG16	050	(½")	LTP20-M20-S	LTP20-M20-F	LTP20-M20-SF
25	¾	LTP25-M25-C	PG21	075	(¾")	LTP25-M25-S	LTP25-M25-F	LTP25-M25-SF
32	1	LTP32-M32-C	PG29	100	(1")	LTP32-M32-S	LTP32-M32-F	
40	1¼	LTP40-M40-C	PG36	125	(1¼")	LTP40-M40-S	LTP40-M40-F	
50	1½	LTP50-M50-C	PG42	150	(1½")	LTP50-M50-S	LTP50-M50-F	
63	2	LTP63-M63-C	PG48	200	(2")			

When ordering PG or NPT please see notes in properties.

Ordering Notes

- Add reel length eg: LTP20B-25M for a 25m reel
- For LTP specify colour (B = Black, G = Grey)

* Indicates parts made to order on request and may be subject to MOQ and lead time

+ Double interlock section

- **Available on request:**
  - longer lengths and bulk packaging
  - cut lengths and assemblies
  - C-S with PG threads
  - other colours
  - internal thread fittings

How to read the fittings code

Note: For PG or NPT thread types please insert thread size listed to obtain part number

LTP10-M12-C i.e **LTP16-PG13-C** or **LTP16-050-C**

conduit
thread size
fitting type

Properties

- High mechanical strength
- IP rating: IP66 + IP67 + IP68 (5 bar 1hr) + IP69
- Temperature range: -50°C to +135°C
- Oil resistant
- UV resistant
- Nickel Plated Brass Fittings
- Earthing ferrule is manufactured in machined Nickel Plated Brass to facilitate easy assembly and re-use
- Stainless steel fittings also available see page 101
- Metric threads supplied with Insulated Throats
- PG and NPT threads supplied without Insulated Throats
- Swivel fittings allows the thread to swivel about the main body even after tightening
- For compatible conduits see page 94, 95 and 96
- Vibration and shock tested to EN61373 Cat 2
- Conforms to EN 61386
- Interchangeable with all Liquidtight conduits made to American (UL360) sizes.
- For UL listed fittings see page 100
- Thread face sealing washers may be required to maintain IP rating at the connection to other equipment, see page 124

C90

External thread nickel plated brass

90° multipart compression fitting including elastomeric seal. Can be used for knockouts.

IP66 IP67 IP68 IP69

C45

External thread nickel plated brass

45° multipart compression fitting including elastomeric seal. Can be used for knockouts.

IP66 IP67 IP68 IP69

Coupler

Nickel plated brass

Multi part compression coupler including elastomeric seals to connect two conduits together.

IP66 IP67 IP68 IP69

FW

Fibre, retained face sealing washers

Retained sealing washer to maintain IP rating of fitting to adjacent equipment.

IP66 IP67 IP68 IP69

E

Insert nickel plated brass

Single part, machined insert to cap end of conduit.

metric thread part number	metric thread part number	part number	metric thread part number	part number	US trade size (")	nominal size (mm)
				LTP10-E	¼	10
				LTP10-E		10
LTP12-M16-C90				LTP12-E	5/16	12
LTP16-M16-C90				LTP16-E	⅜	16
LTP16-M20-C90	LTP16-M20-C45	LTP16-LTP16	FW16	LTP16-E		16
LTP20-M20-C90	LTP20-M20-C45	LTP20-LTP20	FW20	LTP20-E	½	20
LTP25-M25-C90	LTP25-M25-C45	LTP25-LTP25	FW25	LTP25-E	¾	25
LTP32-M32-C90	LTP32-M32-C45	LTP32-LTP32	FW32	LTP32-E	1	32
LTP40-M40-C90	LTP40-M40-C45	LTP40-LTP40	FW40	LTP40-E	1¼	40
LTP50-M50-C90	LTP50-M50-C45		FW50	LTP50-E	1½	50
LTP63-M63-C90	LTP63-M63-C45		FW63	LTP63-E	2	63

Standards & Approvals

RoHS REACh

BS EN IEC 61386

Technical Drawing

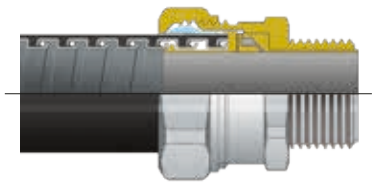

Atkore™
Flexicon

Liquid Tight Conduit fittings

UL listed fittings and stainless steel fittings

IP66 IP67 IP68 IP69

Fittings

C-UL

External thread nickel plated brass

Multipart compression fitting including nylon compression seal. Can be used for knockout or threaded entries as fitting rotates until tightened. UL Listed to UL514B.

IP66 IP67 IP68 IP69

C-UL90

External thread nickel plated brass

90° multipart compression fitting including nylon compression seal. Can be used for knockouts. UL Listed to UL514B.

IP66 IP67 IP68 IP69

C-UL45

External thread nickel plated brass

45° multipart compression fitting including nylon compression seal. Can be used for knockouts. UL Listed to UL514B.

IP66 IP67 IP68 IP69

nominal size (mm)	US trade size (")	metric thread part number	NPT thread thread size		metric thread part number	metric thread part number
10	¼					
10						
12	5/16					
16	⅜	LTP16-M20-CUL	LTP16-050-CUL	(⅜")	LTP16-M20-CUL90	LTP16-M20-CUL45
16						
20	½	LTP20-M20-CUL	LTP20-050-CUL	(½")	LTP20-M20-CUL90	LTP20-M20-CUL45
25	¾	LTP25-M25-CUL	LTP25-075-CUL	(¾")	LTP25-M25-CUL90	LTP25-M25-CUL45
32	1	LTP32-M32-CUL	LTP32-100-CUL	(1")	LTP32-M32-CUL90	LTP32-M32-CUL45
40	1¼	LTP40-M40-CUL	LTP40-125-CUL	(1¼")	LTP40-M40-CUL90	LTP40-M40-CUL45
50	1½	LTP50-M50-CUL	LTP50-150-CUL	(1½")	LTP50-M50-CUL90	LTP50-M50-CUL45
63	2	LTP63-M63-CUL	LTP63-200-CUL	(2")	LTP63-M63-CUL90	LTP63-M63-CUL45

How to read the fittings code

LTP20-M20-CUL

- conduit
- thread size
- fitting type

Properties

- High mechanical strength
- IP rating: IP66 + IP67 + IP68 (5 bar 1hr) + IP69
- Temperature range: -50°C to +135°C
- Oil resistant
- UV resistant
- Earthing ferrule is manufactured in machined Nickel Plated Brass to facilitate easy assembly and re-use
  UL Listed fittings:
- Nickel Plated Brass Fittings
- C-UL fittings listed to UL514B
- UL Listed for use in USA and Canada, UL file No. E247502 (ordinary locations).
  Suitable for use in hazardous locations as per NEC: Article 501 (B)(2), Class I Div 2.
  Article 502 (A)(2) & (B)(2) Class II Div 1&2.
  Article 503 (A)(3) & (B)(3) Class III Div 1&2.
- Supplied with face seal washer
- Metric Threads supplied with NPB locknut Stainless Steel fittings:
- Stainless steel fittings manufactured from SS316L - offer superior corrosion resistance
- Metric threads supplied with Insulated Throats
- For compatible conduits see page 94, 95 and 96
- Vibration and shock tested to EN61373 Cat 2
- Conforms to EN 61386
- Interchangeable with all Liquidtight conduits made to American (UL360) sizes.

C-SS

External thread stainless steel

Multipart compression fitting with Stainless Steel (316L) body and nut and nickel plated brass insert, including elastomeric seal.
Can be used for knockout or threaded entries as fitting rotates until tightened.

IP66 IP67 IP68 IP69

C90-SS

External thread stainless steel (316L)

90° multipart compression fitting with Stainless Steel (316L) body and nut and nickel plated brass insert, including elastomeric seal.
Can be used for knockouts.

IP66 IP67 IP68 IP69

Locknut-SS

Stainless steel (316L) locknuts

Hexagonal locknut to secure fitting.

FCC-SS

Stainless steel (316L) P clips

P clip to support conduit.

metric thread part number	metric thread part number	part number	part number	US trade size (")	nominal size (mm)
				¼	10
					10
				5/16	12
LTP16-M16-CSS		SS-M16	FCC16-SS	⅜	16
LTP16-M20-CSS	LTP16-M20-CSS90	SS-M20	FCC16-SS		16
LTP20-M20-CSS	LTP20-M20-CSS90	SS-M20	FCC20-SS	½	20
LTP25-M25-CSS	LTP25-M25-CSS90	SS-M25	FCC25-SS	¾	25
LTP32-M32-CSS	LTP32-M32-CSS90	SS-M32	FCC32-SS	1	32
LTP40-M40-CSS		SS-M40	FCC40-SS	1¼	40
LTP50-M50-CSS		SS-M50	FCC50-SS	1½	50
LTP63-M63-CSS*		SS-M63*	FCC63-SS*	2	63

Standards & Approvals

RoHS REACh

BS EN IEC 61386

Note: Refer to product detail for applicable standards

Technical Drawing



Atkore Flexicon

Hazardous area liquid tight conduit solutions

EXD Conduit Glands

Flameproof EXD barrier cable gland

Properties

- IP Rating: IP66 + IP67 + IP68 (5 bar 1hr) + IP69
- Material: Nickel Plated Brass or Stainless Steel (316L)
- Suitable for threaded entries or knockouts
- Operating Temperature of gland -60˚C to +85˚C
- High mechanical strength
- Can be used in Zone 1, Zone 2, Zone 20, Zone 21 and Zone 22 Hazardous areas
- ATEX and IECEx Ex d (Flameproof)
- ATEX and IECEx Ex e (Increased Safety)
- ATEX and IECEx Ex ta (Dust Ignition Protection) EAC Certified - refer to product datasheet

Glands

Standards

CE 2575 UKCA 0359

BS EN IEC 61386

IEC IECEx

RoHS Ex REACh

Hazardous Area Approvals

Group I	**ATEX APPROVAL to EN60079-0 2012**		
	Ex d Flameproof	Ex d I Mb	EN 60079-1 2007
	Ex e Increased Safety	Ex e I Mb	EN 60079-7 2007
	IECEx APPROVAL to IEC60079-0 2011		
	Ex d Flameproof	Ex d I Mb	IEC 60079-1 2014-06
	Ex e Increased Safety	Ex e I Mb	IEC 60079-7 2006-7

Group II	**ATEX APPROVAL to EN60079-0 2012**		
	Ex d Flameproof	Ex d II C Gb	EN 60079-1 2007
	Ex e Increased Safety	Ex e II C Gb	EN 60079-7 2007
	Ex ta Dust Ignition Proof	Ex ta IIIC Da IP6X	IEC 60079-31 2009
	IECEx APPROVAL to IEC60079-0 2011		
	Ex d Flameproof	Ex d II C Gb	IEC 60079-1 2014-06
	Ex e Increased Safety	Ex e II C Gb	IEC 60079-7 2006-7
	Ex ta Dust Ignition Proof	Ex ta IIIC Da IP6X	IEC 60079-31 2013

LTP - EXD

Construction: Nickel Plated Brass gland with a nylon and elastomeric seal and two part epoxy resin pack. Supplied in boxes of one, complete with instructions and gloves.

Typical Applications: Flameproof barrier gland offering a high specification, high quality solution for Ex d, Ex e and Ex ta applications.
IP rating: IP66 + IP67 + IP68 (5 bar 1hr) + IP69

IP66 IP67 IP68 IP69

To fit nominal size (mm)	metric thread part number	NPT thread part number
16	LTP16-M20-EXD	LTP16-050-EXD
20	LTP20-M20-EXD	LTP20-050-EXD
25	LTP25-M25-EXD	LTP25-075-EXD
32	LTP32-M32-EXD	LTP32-100-EXD
40	LTP40-M40-EXD	LTP40-125-EXD
50	LTP50-M50-EXD	LTP50-150-EXD
63	LTP63-M63-EXD	LTP63-200-EXD

LTP - EXD - SS

Construction: Stainless steel (grade 316L) gland with a nylon and elastomeric seal and two part epoxy resin pack. Supplied in boxes of one, complete with instructions and gloves.

Typical Applications: Flameproof barrier gland offering a high specification, high quality solution for Ex d, Ex e and Ex ta applications where additional corrosion resistance is required.
IP rating: IP66 + IP67 + IP68 (5 bar 1hr) + IP69

IP66 IP67 IP68 IP69

To fit nominal size (mm)	metric thread part number	NPT thread part number
16	LTP16-M20-EXD-SS	LTP16-050-EXD-SS
20	LTP20-M20-EXD-SS	LTP20-050-EXD-SS
25	LTP25-M25-EXD-SS	LTP25-075-EXD-SS
32	LTP32-M32-EXD-SS	LTP32-100-EXD-SS
40	LTP40-M40-EXD-SS	LTP40-125-EXD-SS
50	LTP50-M50-EXD-SS	LTP50-150-EXD-SS
63	LTP63-M63-EXD-SS	LTP63-200-EXD-SS

Used with the following conduits:- as featured on pages 94, 95 & 96

LTP / LTPAS

AS ANTI-STATIC

LTPHC

LTPLFH

EXTRA LOW FIRE HAZARD

LTPPU / LTPPUAS

AS ANTI-STATIC

AFC UL-FG
LFMC

c UL us

Properties

- IP Rating: IP66 + IP67 + IP68 (5 bar 1hr)
- Material: Nickel Plated Brass
- Suitable for threaded entries
- Operating Temperature of gland -60˚C to +85˚C
- High mechanical strength
- Can be used in Zone 1, Zone 2, Zone 20, Zone 21 and Zone 22 Hazardous areas
- ATEX and IECEx Ex d (Flameproof)
- ATEX and IECEx Ex e (Increased Safety)
- ATEX and IECEx Ex ta (Dust Ignition Protection)

Hazardous Area Approvals

ATEX APPROVAL to EN60079-0 2012	
Ex d Flameproof	Ex d II C Gb
Ex e Increased Safety	Ex e II C Gb
Ex ta Dust Ignition Proof	Ex ta IIIC Da IP6X

IECEx APPROVAL to IEC60079-0 2012	
Ex d Flameproof	Ex d II C Gb
Ex e Increased Safety	Ex e II C Gb
Ex ta Dust Ignition Proof	Ex ta IIIC Da IP6X

Scan me

Scan and watch the **LTP EXD** animation now

LTP - EXD - 90

Construction: 90° elbow, Nickel Plated Brass gland with a nylon and elastomeric seal and two part epoxy resin pack. Supplied in boxes of one complete with instructions and gloves.

Typical Applications: Flameproof barrier gland ideal for use when there is restricted space to terminate into an enclosure / equipment.
IP rating: IP66 + IP67 + IP68 (5 bar 1hr)

IP66 IP67 IP68

To fit nominal size (mm)	metric thread part number	NPT thread part number
16	LTP16-M20-EXD-90	LTP16-050-EXD-90
20	LTP20-M20-EXD-90	LTP20-050-EXD-90
25	LTP25-M25-EXD-90	LTP25-075-EXD-90
32	LTP32-M32-EXD-90	LTP32-100-EXD-90
40	LTP40-M40-EXD-90	LTP40-125-EXD-90
50	LTP50-M50-EXD-90	LTP50-150-EXD-90
63	LTP63-M63-EXD-90	LTP63-200-EXD-90

LTP - EXD - 45

Construction: 45° elbow, nickel plated brass gland with a nylon and elastomeric seal and two part epoxy resin pack. Supplied in boxes of one complete with instructions and gloves.

Typical Applications: Flameproof barrier gland ideal for use when there is restricted space to terminate into an enclosure / equipment.
IP rating: IP66 + IP67 + IP68 (5 bar 1hr)

IP66 IP67 IP68

To fit nominal size (mm)	metric thread part number	NPT thread part number
16	LTP16-M20-EXD-45	LTP16-050-EXD-45
20	LTP20-M20-EXD-45	LTP20-050-EXD-45
25	LTP25-M25-EXD-45	LTP25-075-EXD-45
32	LTP32-M32-EXD-45	LTP32-100-EXD-45
40	LTP40-M40-EXD-45	LTP40-125-EXD-45
50	LTP50-M50-EXD-45	LTP50-150-EXD-45
63	LTP63-M63-EXD-45	LTP63-200-EXD-45

* Indicates parts made to order on request and may be subjest to MOQ and lead time.

LTPSS

LTPUL

c UL us

LTBRDP

ENHANCED EMC SCREEN

LTBRDLFH

ENHANCED EMC SCREEN EXTRA LOW FIRE HAZARD

Atkore™ Flexicon

Hazardous area liquid tight conduit solutions

EXE

Increased Safety and Dust Ignition Proof

Properties

- IP Rating: IP66 for Ex e and Ex t applications
- IP Rating: IP67 + IP68 (5 bar 1hr) + IP69 for industrial applications
- Material: Nickel Plated Brass
- Suitable for knockouts or threaded entries
- Operating Temperature of fitting -20˚C to +85˚C for Ex e and Ex t applications
- High mechanical strength and electrical continuity
- Operating Temperature of fitting -50˚C to +135˚C for industrial applications
- Can be used in Zone 1, Zone 2, Zone 21 and Zone 22 Hazardous areas when used with Flexicon's Liquid Tight range of flexible conduits
- ATEX and IECEx Ex e (Increased Safety)
- ATEX and IECEx Ex t (Dust Ignition Protection)
- Vibration and shock resistant to EN61373 Cat 2

Hazardous Area Approvals

Group II	**ATEX APPROVAL to EN60079-0 2009**			
	Ex e Increased Safety	Ex e II Gb	EN 60079-7 2007	
	Ex tb Dust Ignition Proof	Ex tb IIIC Da IP6X	EN 60079-31 2009	
	IECEx APPROVAL to IEC60079-0 2007			
	Ex e Increased Safety	Ex e II Gb	IEC 60079-7 2006	
	Ex tb Dust Ignition Proof	Ex tb IIIC Da IP6X	IEC 60079-31 2008	

Offering Ex e (Increased Safety) and Ex t (Dust Ignition Protection) performance with any Liquid Tight Conduits

LTP - EXE

External thread nickel plated brass
Multipart compression fitting including elastomeric seal. Can be used for knockout or threaded entries as fitting rotates until tightened.

IP66



*

LTP - EXE - 90

External thread nickel plated brass
90˚ multipart compression fitting including elastomeric seal. Can be used for knockout.

IP66

*

LTP - EXE - 45

External thread nickel plated brass
90˚ multipart compression fitting including elastomeric seal. Can be used for knockout.

IP66

*

nominal size (mm)	metric thread part number	PG thread	NPT thread part number		metric thread part number	metric thread part number
16	LTP16-M16-EXE	LTP16-PG11-EXE	LTP16-050-EXE	(⅜")	LTP16-M16-EXE-90	LTP16-M16-EXE-45
16	LTP16-M20-EXE	LTP16-PG13-EXE			LTP16-M20-EXE-90	LTP16-M20-EXE-45
20	LTP20-M20-EXE	LTP20-PG16-EXE	LTP20-050-EXE	(½")	LTP20-M20-EXE-90	LTP20-M20-EXE-45
25	LTP25-M25-EXE	LTP25-PG21-EXE	LTP25-075-EXE	(¾")	LTP25-M25-EXE-90	LTP25-M25-EXE-45
32	LTP32-M32-EXE	LTP32-PG29-EXE	LTP32-100-EXE	(1")	LTP32-M32-EXE-90	LTP32-M32-EXE-45
40	LTP40-M40-EXE	LTP40-PG36-EXE	LTP40-125-EXE	(1¼")	LTP40-M40-EXE-90	LTP40-M40-EXE-45
50	LTP50-M50-EXE	LTP50-PG42-EXE	LTP50-150-EXE	(1½")	LTP50-M50-EXE-90	LTP50-M50-EXE-45
63	LTP63-M63-EXE	LTP63-PG48-EXE	LTP63-200-EXE	(2")	LTP63-M63-EXE-90	LTP63-M63-EXE-45

* images for illustration purposes

Used with



LTPAS LTPPU LTBRDLFH

or any of the LTP conduit types, see page 94

Standards

BS EN IEC 61386

CE 2575 UKCA 0359

RoHS REACh

Technical Drawing

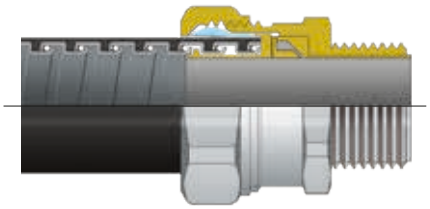

LTP - EXE

Flexicon

EXD Accessories Range

Properties

- IP Rating: IP66 for Ex e and Ex t applications
- IP Rating: IP67 + IP68 (5 bar 1hr) + IP69 for industrial applications
- Material: Nickel Plated Brass
- Suitable for knockouts or threaded entries
- Operating Temperature of fitting -20˚C to +85˚C for Ex e and Ex t applications
- High mechanical strength and electrical continuity
- Operating Temperature of fitting -50˚C to +135˚C for industrial applications
- Can be used in Zone 1, Zone 2, Zone 21 and Zone 22 Hazardous areas when used with Flexicon's Liquid Tight range of flexible conduits
- ATEX and IECEx Ex e (Increased Safety)
- ATEX and IECEx Ex t (Dust Ignition Protection)
- Vibration and shock resistant to EN61373 Cat 2

Accessories

Our range of thread converters and adaptors are designed for both Industrial and Hazardous Area applications with Ex "d", Ex "e" and Ex "ta" component approval.

Available with male to female connection threads these products can be used to increase, reduce or convert the thread type.

Thread convertor – converts a thread from one specification to another. i.e. Metric to NPT or Metric to PG.

Thread adaptors – reduces a male thread to a smaller female thread. i.e M20 to M16 or enlarges a male thread to a larger female thread. i.e. M16 up to M20.

Technical Data	
ATEX Directive Code	I M2/II 2 G D/II 1 D
ATEX & IECEx Protection concepts	zEx db I/IIC Mb/Gb; Ex eb I/IIC Mb Gb; Ex ta IIIC Da
Harmonized Standards	EN/IEC 60079-0; EN/IEC 60079-1; EN/IEC 60079-7; EN/IEC 60079-31

Note: Only one thread convertor or adaptor is allowed between the enclosure entry and the Flexicon gland or fitting

EXD Thread Converters and Adaptors

Our thread converters are Nickel Plated Brass as standard.

Internal **Metric** to External **Metric** — Female Thread - Internal

Male Thread - External	M16	M20	M25	M32	M40	M50
M16		B-M16-M20-EXD				
M20	B-M20-M16-EXD		B-M20-M25-EXD			
M25		B-M25-M20-EXD		B-M25-M32-EXD		
M32			B-M32-M25-EXD		B-M32-M40-EXD	
M40				B-M40-M32-EXD		
M50				B-M50-M32-EXD	B-M50-M40-EXD	
M63					B-M63-M40-EXD	B-M63-M50-EXD

Internal **Metric** to External **NPT** — Female Thread - Internal

Male Thread - External	M20	M25	M32
½"	B-050-M20-EXD		
¾"	B-075-M20-EXD	B-075-M25-EXD	
1"			B-100-M32-EXD

To obtain Adaptor & Reducer nominal dimensions, follow the steps below:- Step 1 - Select male thread by consulting the left hand column of the table. **Step 2** - Select the female thread size by consulting column headings at the top of tables, and by cross referencing this with the selection in step 1. Please note that the data in the tables above includes Adaptors and Reducers that are certified for use in Hazardous Areas.

EXD Stopping Plugs

Our stopping plugs are Nickel Plated Brass as standard.



Size Range	Standard	Dome Head	Hex Head
M16	B-M16-SP-EXD	B-M16-DSP-EXD	B-M16-HSP-EXD
M20	B-M20-SP-EXD	B-M20-DSP-EXD	B-M20-HSP-EXD
M25	B-M25-SP-EXD	B-M25-DSP-EXD	B-M25-HSP-EXD
M32	B-M32-SP-EXD	B-M32-DSP-EXD	B-M32-HSP-EXD
M40	B-M40-SP-EXD	B-M40-DSP-EXD	B-M40-HSP-EXD
M50	B-M50-SP-EXD	B-M50-DSP-EXD	B-M50-HSP-EXD
M63	B-M63-SP-EXD	B-M63-DSP-EXD	B-M63-HSP-EXD

Tamperproof

The tamperproof stopping plugs can be installed or removed using an allen key. We offer standard stopping plugs or Dome Head type allen key stopping plugs.

Technical Data - Dome Head and Tamperproof Stopping Plugs	
ATEX Directive Code	I M2/II 2 G D/II 1 D
ATEX & IECEx Protection concepts	Ex db I/IIC Mb/Gb; Ex eb I/IIC Mb Gb; Ex ta IIIC Da
Harmonized Standards	EN/IEC 60079-0; EN/IEC 60079-1; EN/IEC 60079-7; EN/IEC 60079-31

Hex Head

The Hex head stopping plugs can be installed or removed with a standard open ended or ring type spanner or wrench.

Technical Data - Hexagon Head Stopping Plug	
ATEX Directive Code	I M2/II 2GD
ATEX & IECEx Protection concepts	Ex e I Mb, Ex e IIC Gb; Ex tb IIIC Db
IEC Ex Code of Protection Category	Ex d I / Ex e I / Ex d IIC / Ex e II, Ex tD A21 IP6X
Harmonized Standards	EN/IEC 60079-0; EN/IEC 60079-1; EN/IEC 60079-7; EN/IEC 60079-31

Ex e and Ex t approvals

Atkore™
Flexicon

LTPBRD system

IP66 IP67 IP68 IP69 AS ANTI-STATIC STANDARD EMC SCREEN

Galvanised steel core, thermoplastic elastomer coated and stainless steel overbraid

Conduit

STANDARD EMC SCREEN AS ANTI-STATIC

LTPBRD

Construction: Galvanised steel, helically wound, flexible conduit with thermoplastic elastomer cover (same as LTPHC) and stainless steel (grade 316) overbraid.

Typical Applications: Very arduous industrial environments such as steel works.

- High mechanical strength
- Good flexibility
- IP rating: IP66 + IP67 + IP68 (5 bar 1hr) + IP69
- Wide Temperature range -60°C to +150°C
- High abrasion resistance
- Very high tensile strength
- High corrosion performance
- Vibration and shock tested to EN61373 Cat 2
- Inherent Anti-Static performance properties
- EMC screening performance – Standard

Fittings

C

External thread nickel plated brass

Multipart compression fitting including elastomeric seal. Can be used for knockout. Braid is locked between inner and outer compression nuts.

IP66 IP67 IP68 IP69

C-S

Swivel external thread nickel plated brass

Multipart compression fitting including elastomeric seal can be used for knockouts or threaded entries. Braid is locked between inner and outer compression nuts.

IP66 IP67 IP68 IP69

nominal size (mm)	LTPBRD part number	reel length (m)	outside dia (mm)	inside dia (mm)	minimum inside bend radius (mm)	metric thread part number	metric thread part number
16	LTPBRD16	25	19.3	12.6	45	LTPB16-M16-C	LTPB16-M16-S
16						LTPB16-M20-C	LTPB16-M20-S
20	LTPBRD20	25	22.6	16.0	65	LTPB20-M20-C	LTPB20-M20-S
25	LTPBRD25	25	27.9	21.0	100	LTPB25-M25-C	LTPB25-M25-S
32	LTPBRD32	25	34.6	26.5	135	LTPB32-M32-C	LTPB32-M32-S
40	LTPBRD40	10	43.3	35.4	175	LTPB40-M40-C	LTPB40-M40-S
50	LTPBRD50*+	10	49.3	40.4	230	LTPB50-M50-C*	LTPB50-M50-S*

Ordering Notes

- Add reel length eg: LTPBRD20B-25M for 25m reel
- * Indicates parts made to order on request and may be subject to MOQ and lead time
- \+ Double interlock section

- **Available on request:**
  - longer lengths
  - 45° available in sizes 16-50mm
  - cut lengths and assemblies
  - additional sizes
  - full copies of independent test report confirming screening effectiveness

How to read the fittings code

LTPB20-M20-M

- conduit
- thread size
- fitting type

Standards

REACh ✓

RoHS ✓

BS EN IEC 61386

CE UK CA

Properties

- High mechanical strength
- Good flexibility
- IP rating: IP66 + IP67 + IP68 (5 bar 1hr) + IP69
- Temperature range -60˚C to +150˚C
- High abrasion resistance
- Very high tensile strength
- Vibration and shock tested to EN61373 Cat 2
- Inherent Anti-Static performance properties

LTPB-EXD

- IP Rating: IP66 + IP67 + IP68 (5 bar 1hr) + IP69

  Material: Nickel Plated Brass
  Suitable for threaded entries
  Operating Temperature of gland -60˚C to +85˚C

- Can be used with individual cores or oversheathed cable
- Thread face sealing washers may be required to maintain IP rating at the connection to other equipment, see page 124

C90

External threaded elbow nickel plated brass

Multipart compression fitting including elastomeric seal. Braid is locked between inner and outer compression nuts.

IP66 IP67 IP68 IP69

LTPB - EXD

Nickel plated brass with a nylon and elastomeric seal and two part epoxy resin pack

Flameproof barrier gland for external braided conduit systems where high mechanical protection and / or EMC screening is required.

IP66 IP67 IP68 IP69

FW

Fibre retained face sealing washers

Retained sealing washer to maintain IP rating of fitting to adjacent equipment.

IP66 IP67 IP68 IP69

Locknuts

Galvanised steel and nickel plated brass locknuts

Hexagonal locknut to secure fitting. EMC locknuts have raised corners to ensure good continuity.

FCC

Plated steel P clip with pvc liner, stainless steel P clips

P clip to support conduit.

metric thread part number	metric thread part nu mber	NPT thread part number	metric thread part number	metric thread steel part number	metric thread EMC part number	metric thread brass part number	plated steel part number	stainless steel part number	nominal size (mm)
LTPB16-M16-C90			FW16	S-M16		B-M16	FCC16	FCC16-SS	16
LTPB16-M20-C90			FW20						16
LTPB20-M20-C90	LTPB20-M20-EXD	LTPB20-M20-EXD-90	FW20	S-M20	B-M20-EMC	B-M20	FCC20	FCC20-SS	20
LTPB25-M25-C90	LTPB25-M25-EXD	LTPB25-M25-EXD-90	FW25	S-M25	B-M25-EMC	B-M25	FCC25	FCC25-SS	25
LTPB32-M32-C90	LTPB32-M32-EXD	LTPB32-M32-EXD-90	FW32	S-M32	B-M32-EMC	B-M32	FCC32	FCC32-SS	32
LTPB40-M40-C90	LTPB40-M40-EXD	LTPB40-M40-EXD-90	FW40	S-M40	B-M40-EMC	B-M40	FCC40	FCC40-SS	40
LTPB50-M50-C90*	LTPB50-M50-EXD*	LTPB50-M50-EXD-90*	FW50	S-M50		B-M50	FCC50	FCC50-SS	50

EMC Screening Performance

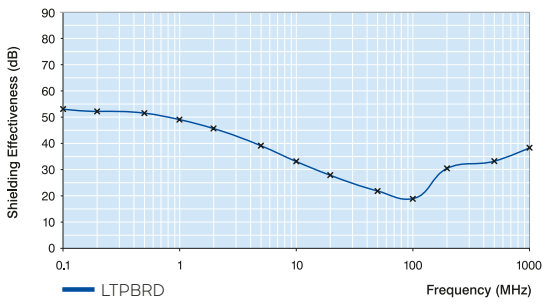

Atkore™
Flexicon

LTP-FG system
LTBRDP-FG system
LTPSS-FG system
AFC UL-FG LFMC system

IP66 IP67 IP68 IP69

HG HYGIENIC RANGE

Conduit

LTP-FG

HG HYGIENIC RANGE

Construction: Galvanised steel, helically wound, flexible conduit with smooth White or Blue PVC cover.

Typical Applications: Suitable for repeat contact with all food types, excluding fatty foods, at full temperature.

The flexible PVC is manufactured from FDA approved ingredients and has been independently tested to European Food regulation 10/2011.

Temp: -20˚C to +105˚C

IP66 IP67 IP68 IP69

LTBRDP-FG

STANDARD EMC SCREEN ★ HG HYGIENIC RANGE

Construction: Galvanised steel, helically wound, flexible conduit with galvanised steel braid and a White or Blue PVC smooth cover.

Typical Applications: Suitable for applications where high corrosion resistance and liquid tight are a requirement combined with EMC screening.

The flexible PVC is manufactured from FDA approved ingredients and has been independently tested to European Food regulation 10/2011.

Temp: -20˚C to +105˚C

IP66 IP67 IP68 IP69

LTPSS-FG

HG HYGIENIC RANGE

Construction: Stainless steel (316L), helically wound, flexible PVC Blue smooth cover.

Typical Applications: Suitable for repeat contact with all food types, excluding fatty foods at full temperature.

The PVC is manufactured from FDA approved ingredients and has been independently tested to European Food regulation 10/2011.

Temp: -20˚C to +105˚C

IP66 IP67 IP68 IP69

AFC UL-FG LFMC

c UL us STANDARD EMC SCREEN ★ HG HYGIENIC RANGE NEW

Construction: Zinc coated galvanised low carbon steel strip with UL bonding strip upto 40mm with smooth PVC cover for Splash Zones. NSF® 169 Component for "splash zones" in food production areas and UL 360, UL File E26540. PVC jacket inhibits bacteria growth and offers ease of cleaning/sterilization using bleach with no degradation of jacket.

Typical Applications: Food equipment & other devices associated with food production requiring NSF 169 compliance components for Special Purpose Food Equipment and Devices, and UL certifications

Temp: -30˚C to +80˚C

IP66 IP67 IP68 IP69

nominal size (mm)	US trade size (")	LTP-FG	part number	reel length (m)	outside dia (mm)	inside dia (mm)	LTBRDP-FG	part number	reel length (m)	outside dia (mm)	inside dia (mm)	LTPSS-FG	part number	reel length (m)	outside dia (mm)	inside dia (mm)	AFC UL-FG LFMC	part number	reel length (m)	outside dia max (mm)	inside dia min (mm)	min inside bend radius (mm)
12	5/16		LTPWFG12																			
16	3/8		LTPWFG16	25	17.8	12.6							LTPSSBUFG16	25	17.8	12.6		SZ01-30-00	30.5	18.1	12.8	51
16																						
20	½		LTPWFG20	10, 25	21.1	16.0		LTBRDPWFG20	10, 25	21.1	16.0		LTPSSBUFG20	25	21.1	16.0		SZ02-30-00	30.5	21.4	16.3	83
25	¾		LTPWFG25	10, 25	26.4	21.0		LTBRDPWFG25	10, 25	26.4	21.0		LTPSSBUFG25	25	26.4	21.0		SZ03-30-00	30.5	26.7	21.3	100
32	1		LTPWFG32	10, 25	33.1	26.5		LTBRDPWFG32	10, 25	33.1	26.5		LTPSSBUFG32	10	33.1	26.5		SZ04-30-00	30.5	33.4	27.0	165
40	1¼		LTPWFG40	10	41.8	35.4		LTBRDPWFG40	10	41.8	35.4		LTPSSBUFG40	10	41.8	35.4		SZ05-24-00	15.2	42.2	35.8	203
50	1½		LTPWFG50+	10	47.9	40.4		LTBRDPWFG50+	10	47.9	40.4		LTPSSBUFG50+	10	47.9	40.4		SZ06-24-00	15.2	48.3	40.6	229
63	2		LTPWFG63+	10	59.7	51.6												SZ07-24-00	15.2	60.4	51.9	282

Part number for White version shown above

Part number for White version shown above

Ordering Notes

- For Blue cover substitute W for BU eg. LTPBUFG20 or LTPBRDPBUFG20 for 20mm size
- Add reel length eg: LTPWFG16-25M for 25m reel

* Indicates parts made to order on request and may be subject to MOQ and lead time

\+ Double interlock section

- **Available on request:**
  - longer lengths
  - cut lengths and assemblies
  - additional sizes

Standards

bsi FM58347 UKAS

REACh ✓ RoHS ✓ CE UK CA

FDA

EU Regulation 10/2011 EN ISO 14159

EN 1672-2 BS EN IEC 61386 EN IEC 61373 Cat 2

c UL us

Properties

- High mechanical strength
- Good flexibility
- IP rating: IP66 + IP67 + IP68 (5 bar 1hr) + IP69
- Temperature range -60˚C to +150˚C
- High abrasion resistance
- Very high tensile strength
- Vibration and shock tested to EN61373 Cat 2
- Inherent Anti-Static performance properties
- IP Rating: IP66 + IP67 + IP68 (5 bar 1hr) + IP69
  Material: Nickel Plated Brass
  Suitable for threaded entries
  Operating Temperature of gland
  -60˚C to +85˚C
- Can be used with individual cores or oversheathed cable
- For UL listed fittings consult us

Fittings

C-FG

NEW

External thread stainless steel food grade

Multipart compression fitting designed using principles given in EN1672-2 and EN ISO 14159. Manufactured from 316L stainless steel, complete with polyester elastomer compression seals to prevent ingress of food or bacteria. Can be used for knockout or threaded entries as fitting rotates until tightend. ST fittings are designed for use with Round Boxes on page 126. They have a shorter thread to maximise space within the box or enclosure.

IP66 IP67 IP68 IP69

ST Fitting

C-FG-90

NEW

90° elbow external thread

Multipart compression fitting designed using principles given in EN1672-2 and EN ISO 14159 for use with LTP and LFMC conduits. Manufactured from 316L stainless steel, complete with polyester elastomer compression seals to prevent ingress of food or bacteria. Ideal for use where space is limited.

IP66 IP67 IP68 IP69

FCC-SS

Stainless steel (316L) P clips

P clip to support conduit.

Locknuts

Stainless steel (316L) locknuts

Hexagonal locknut to secure fitting.

part number	st fitting part number	NPSM thread part number	Metric thread version	NPSM thread version	part number	part number	US trade size (")	nominal size (mm)
LTP12-M16-C-FG							5/16	12
LTP16-M16-C-FG					FCC16-SS	SS-M16	3/8	16
					FCC16-SS	SS-M20		16
LTP20-M20-C-FG	LTP20-M20ST-C-FG	LTP20-050P-C-FG	LTP20-M20-C90-FG	LTP20-050P-C-FG-90	FCC20-SS	SS-M20	½	20
LTP25-M25-C-FG		LTP25-075P-C-FG	LTP25-M25-C90-FG	LTP25-075P-C-FG-90	FCC25-SS	SS-M25	¾	25
LTP32-M32-C-FG		LTP32-100P-C-FG	LTP32-M32-C90-FG	LTP32-100P-C-FG-90	FCC32-SS	SS-M32	1	32
LTP40-M40-C-FG		LTP40-125P-C-FG			FCC40-SS	SS-M40	1¼	40
LTP50-M50-C-FG		LTP50-150P-C-FG			FCC50-SS	SS-M50	1½	50
LTP63-M63-C-FG*		LTP63-200P-C-FG			FCC63-SS*	SS-M63	2	63

Other sizes coming soon

EMC Screening Performance

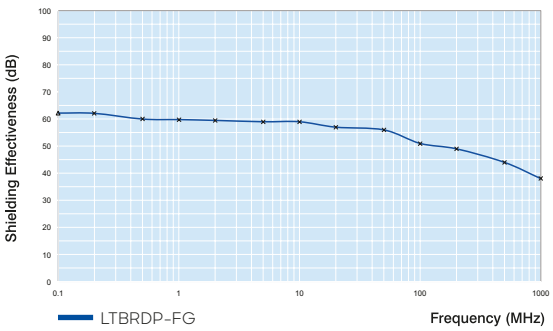

Technical Drawing



Atkore™
Flexicon

FL system

Galvanised steel pliable

IP40 | SUPER EMC SCREEN ★★★ | INHERENT LOW FIRE HAZARD ★★★

FLP system

Galvanised steel PVC coated, pliable

IP66 | IP67 | SUPER EMC SCREEN ★★★

Conduit

FL

Construction: Corrugated galvanised steel with kraft paper lining.

Colour: Zinc self colour.

Typical Applications: Any installation where there is no movement.

- High compression strength
- Provides EMC screening
- IP rating: IP40
- Can be formed into shape requiring fewer clips
- Temperature range -40˚C to +120˚C
- Nickel plated brass fittings
- Inherently low fire hazard

Fittings

C Type

External thread
nickel plated brass

Multipart compression fitting including elastomeric compression seal. Can be used for knockout or threaded entries as fitting rotates until tightened. Provides EMC screening.

IP40

Conduit

FLP

Construction: Corrugated galvanised steel with kraft paper lining and smooth pvc outer cover.

Colour: Black

Typical Applications: Any installation where there is no movement and a high IP rating is required.

- High compression strength
- Pull off strength: Type C 50kg (20mm)
- Provides EMC screening
- IP rating: IP66 + IP67 for Type C
- Smooth, wipe clean outer cover
- Does not wrinkle when bent
- Can be formed into shape requiring fewer clips
- Temperature range -15˚C to +70˚C
- Lloyd's Register Type Approved

Fittings

C Type

External thread
nickel plated brass

Multipart compression fitting including serrated elastomeric seal. Can be used for knockout or threaded entries as fitting rotates until tightened. Provides EMC screening once outer plastic sheath is trimmed from end of conduit.

IP66 | IP67



nominal size (mm)	FL	part number	reel length (m)	reel length (m)	outside dia (mm)	inside dia (mm)	metric thread part number
16							
20	FL20		25	19.0	14.6	35	FL20-M20-C
25	FL25		25	25.1	20.4	45	FL25-M25-C
32							
40							
50							

FLP	part number	reel length (m)	min inside bend radius (mm)	outside dia (mm)	inside dia (mm)	metric thread part number
FLP20B		10,25,50	35	20.9	14.6	FLP20-M20-C
FLP25B		10,25,50	45	27.3	20.4	FLP25-M25-C
FLP32B		10,25	55	34.0	26.7	FLP32-M32-C

Standards

UNDERGROUND

CE UK CA

BS EN IEC 61386 RoHS REACh

Note: refer to conduit properties for applicable standards

Technical Drawing



FLP with C type

SUPER EMC SCREEN ★★★ | EXTRA LOW FIRE HAZARD ★★

IP66 IP67

Flexicon LFHP system

Galvanised steel extra LFH coated, pliable

EN 45545-2

Conduit

LFHP



Construction: Corrugated galvanised steel with kraft paper lining and smooth extra LFH outer cover.

Colour: Black

Typical Applications: Any installation where there is no movement and a high IP rating is required.

- Pull off strength: Type C-HS 100kg (20mm)
- Extra low fire hazard, oil resistant and UV resistant
- Vibration and shock tested to EN61373 Cat 2
- High compression strength 570kg/100mm
- Provides EMC screening
- IP rating: IP66 + IP67
- Can be formed into shape requiring fewer clips
- Temperature range -25˚C to +90˚C
- Smooth, wipe clean outer cover
- Does not wrinkle when bent
- Lloyd's Register Type Approved
- Compliant to LUL Std S1085 (Cert No.297)
- NCAGE No. U5256
- EN 45545-2 to HL3

Fittings

C Type

External thread nickel plated brass

Multipart compression fitting including serrated elastomeric seal. Can be used for knockout or threaded entries as fitting rotates until tightened. Provides EMC screening once outer plastic sheath is trimmed from end of conduit.

IP66 IP67



nominal size (mm)	LFHP part number	reel length (m)	min inside bend radius (mm)	outside dia (mm)	inside dia (mm)	metric thread part number metric thread part number
16						
20	LFHP20B	25	40	20.9	14.6	FLP20-M20-C
25	LFHP25B	25	55	27.3	20.4	FLP25-M25-C
32	LFHP32B	25	65	34.0	26.7	FLP32-M32-C
40						
50						

Ordering Notes

- Add reel length eg: FLP20B-25M for 25m reel
- **Available on request:**
  - longer lengths
  - cut lengths and assemblies
  - additional sizes
  - full copies of independent test report confirming screening effectiveness

How to read the fittings code

FLP20-M20-C

conduit
thread size
fitting type

EMC Screening Performance

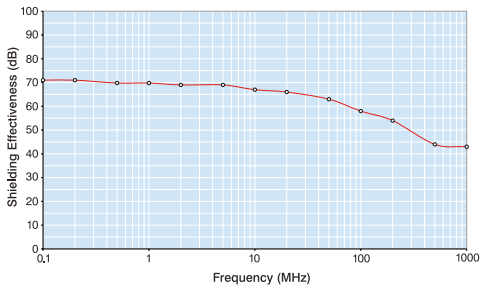

Atkore™
Flexicon

FB system

IP40 | STANDARD EMC SCREEN ★ | INHERENT LOW FIRE HAZARD ★★★

Galvanised steel core galvanised steel overbraid

FUSSB system

IP40 | STANDARD EMC SCREEN ★ | INHERENT LOW FIRE HAZARD ★★★

Galvanised steel core stainless steel overbraid

Conduit

STANDARD EMC SCREEN ★ | INHERENT LOW FIRE HAZARD ★★★

FB

Construction: Galvanised steel, helically wound conduit with galvanised steel overbraid.

Colour: Zinc, self colour.

Typical Applications: Industrial environments and high temperatures.

Temp: -100°C to +300°C

EN 45545-2 | NFPA 130

STANDARD EMC SCREEN ★ | INHERENT LOW FIRE HAZARD ★★★

FUSSB

Construction: Galvanised steel, helically wound, flexible conduit with stainless steel (316) overbraid.

Typical Applications: Underground stations where LFH properties and EMC screening are required.

Temp: -100°C to +300°C

EN 45545-2 | NFPA 130

Fittings

M

Fixed external thread nickel plated brass

Two part fitting comprising shell and body with external thread. This fitting can be inserted into a knockout and secured with a locknut.

IP40

S

Swivel external thread nickel plated brass

Two part fitting comprising shell and body. The external thread swivels about the main body. Can be used with threaded entries, or knockout secured with a locknut.

IP40

nominal size (mm)	FB	part number	FUSSB	part number	reel length (m)	outside dia (mm)	inside dia (mm)	min inside bend radius (mm)	metric thread part number	PG thread part number	metric thread part number	PG thread part number
12	FB12		FUSSB12*		25	14.0	10.2	30	FB12-M16-M	FB12-PG9-M	FB12-M16-S	FB12-PG9-S
16	FB16		FUSSB16*		25	17.5	13.0	40	FB16-M16-M	FB16-PG11-M	FB16-M16-S	FB16-PG11-S
16									FB16-M20-M		FB16-M20-S	
20	FB20		FUSSB20		25	21.5	16.9	45	FB20-M20-M	FB20-PG16-M	FB20-M20-S	FB20-PG16-S
25	FB25		FUSSB25		25	26.0	21.1	55	FB25-M25-M	FB25-PG21-M	FB25-M25-S	FB25-PG21-S
32	FB32		FUSSB32		25	34.0	28.1	70	FB32-M32-M	FB32-PG29-M	FB32-M32-S	FB32-PG29-S
40	FB40		FUSSB40*		10	43.5	37.6	80	FB40-M40-M	FB40-PG36-M	FB40-M40-S	FB40-PG36-S
50	FB50		FUSSB50*		10	54.5	48.4	90	FB50-M50-M	FB50-PG48-M	FB50-M50-S	FB50-PG42-S

Ordering Notes

- Add reel length eg: FB20-25M for 25m reel
- * Indicates parts made to order on request and may be subject to MOQ and lead time
- **Available on request:**
  - longer lengths, cut lengths and assemblies
  - additional sizes, stainless steel overbraided
  - PG threads, female threaded fittings
  - full copies of independent test report confirming screening effectiveness

How to read the fittings code

FB20-M20-M

- conduit
- thread size
- fitting type

Standards

UNDERGROUND | REACh | CE | UK CA | RoHS

BS EN IEC 61386

EN 45545-2 | NFPA 130

Properties

- High mechanical strength
- Highly flexible
- IP rating: IP40
- High abrasion resistance
- Resists hot metal swarf and splashes
- Provides EMC screening
  55dB@1MHz (FB)
  49dB@1MHz (FUSSB)
- Temperature range -100˚C to +300˚C
- Inherently Low Fire Hazard (LFH)
  see page 144
- Fully compliant to LUL Std S1085.
  (Cert No. 296)
- Nickel plated brass fittings
- EN45545-2 to HL3 and NFPA 130 compliant

P

Plain hole connector nickel plated brass

Two part fitting comprising shell and body without thread. The body is fitted through the opposite side of the entry to the conduit and acts as a locking device also providing a smooth entry bush.

IP40

90° Elbow

Internal and external threaded nickel plated brass elbow

90° elbow which can be screwed onto external threaded fittings.

Locknuts

Galvanised steel and nickel plated brass locknuts

Hexagonal locknut to secure fitting. EMC locknuts have raised corners to ensure good continuity.

FCC

Plated steel P clip with pvc liner, stainless steel P clips

P clip to support and secure conduit.

hole size (mm)	part number	metric thread part number	metric thread steel part number	metric thread EMC part number	metric thread brass part number	plated steel part number	stainless steel part number	nominal size (mm)
12	FB12-P	BM90-16M	S-M16		B-M16	FCC12	FCC12-SS	12
16	FB16-P	BM90-16M	S-M16		B-M16	FCC16	FCC16-SS	16
		BM90-20M	S-M20	B-M20-EMC	B-M20	FCC16	FCC16-SS	16
20	FB20-P	BM90-20M	S-M20	B-M20-EMC	B-M20	FCC20	FCC20-SS	20
25	FB25-P	BM90-25M	S-M25	B-M25-EMC	B-M25	FCC25	FCC25-SS	25
32	FB32-P	BM90-32M	S-M32	B-M32-EMC	B-M32	FCC32	FCC32-SS	32
40	FB40-P	BM90-40M	S-M40	B-M40-EMC	B-M40	FCC40	FCC40-SS	40
51	FB50-P	BM90-50M	S-M50		B-M50	FCC50	FCC50-SS	50

EMC Screening Performance

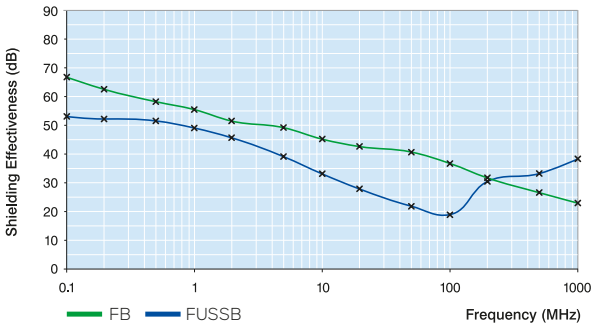

Technical Drawing

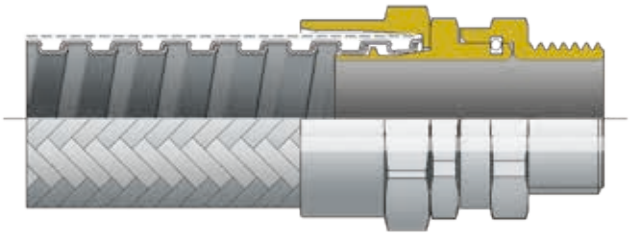

Atkore™
Flexicon

FSB system

IP54 IP65 STANDARD EMC SCREEN ★

Galvanised steel core, pvc coated, galvanised steel overbraid

LFHUBRD system

IP54 IP65 STANDARD EMC SCREEN ★ EXTRA LOW FIRE HAZARD ★★

Galvanised steel core, extra LFH coated, stainless steel overbraid

Conduit

STANDARD EMC SCREEN ★

FSB

Construction: Galvanised steel, helically wound, flexible conduit with pvc coating and galvanised steel overbraid.

Colour: Zinc, self colour.

Typical Applications: Industrial environments where higher abrasion resistance or screening are required.

STANDARD EMC SCREEN ★ EXTRA LOW FIRE HAZARD ★★

LFHUBRD

Construction: Galvanised steel, helically wound, flexible conduit with extra LFH coating and stainless steel (316) overbraid.

Typical Applications: Metro rail stations where LFH, EMC screening and anti-vandal properties are required. Compliant to LUL Std S1085 (Cert No.297).

EN 45545-2

Fittings

M

Fixed external thread nickel plated brass

Two part fitting comprising shell and body with external thread. This fitting can be inserted into a knockout and secured with a locknut.

IP54

S

Swivel external thread nickel plated brass

Two part fitting comprising shell and body. The external thread swivels about the main body. Can be used with threaded entries, or knockout secured with a locknut.

IP54

nominal size (mm)	FSB	part number	LFHUBRD	part number	reel length (m)	outside dia (mm)	inside dia (mm)	min inside bend radius (mm)	metric thread part number	PG thread part number	metric thread part number	PG thread part number
12	FSB12				25	15.2	10.2	30	FSB12-M16-M	FSB12-PG9-M	FSB12-M16-S	FSB12-PG9-S
16	FSB16				25	18.2	13.0	40	FSB16-M16-M	FSB16-PG11-M	FSB16-M16-S	FSB16-PG11-S
16									FSB16-M20-M		FSB16-M20-S	
20	FSB20		LFHUBRD20		25	22.7	16.9	45	FSB20-M20-M	FSB20-PG16-M	FSB20-M20-S	FSB20-PG16-S
25	FSB25		LFHUBRD25		25	27.2	21.1	55	FSB25-M25-M	FSB25-PG21-M	FSB25-M25-S	FSB25-PG21-S
32	FSB32		LFHUBRD32		25	35.2	28.1	70	FSB32-M32-M	FSB32-PG29-M	FSB32-M32-S	FSB32-PG29-S
40	FSB40		LFHUBRD40		10	45.7	37.6	80	FSB40-M40-M	FSB40-PG36-M	FSB40-M40-S	FSB40-PG36-S
50	FSB50				10	57.7	48.4	90	FSB50-M50-M	FSB50-PG48-M	FSB50-M50-S	FSB50-PG42-S

Ordering Notes

- Add reel length eg: FSB20-25M for 25m reel
- **Available on request:**
  - longer lengths, cut lengths and assemblies
  - additional sizes, stainless steel overbraided
  - PG threads, female threaded fittings
  - full copies of independent test report confirming screening effectiveness

How to read the fittings code

FSB20-M20-M

- conduit
- thread size
- fitting type

Standards

BS EN IEC 61386

Note: refer to conduit properties for applicable standards

Properties

- High mechanical strength
- Tensile strength **with standard fittings 120kg for 20mm size**
- Tensile strength **with C type fittings 300kg for 20mm size**
- Highly flexible
- IP rating: **IP54 for standard fittings, IP65 for C type fittings**
- High abrasion resistance
- Resists hot metal swarf and splashes
- Provides EMC screening
- Temperature range
  -15˚C to +70˚C (FSB)
  -20˚C to +90˚C (LFHUBRD)
- **LFHUBRD is extra low fire hazard**
- **Compliant to LUL Std S1085 (LFHUBRD) (Cert No. 297)**
- Nickel plated brass fittings
- Vibration and shock tested to EN61373 Cat 2
- LFHUBRD is EN45545-2 to HL3
- Thread face sealing washers may be required to maintain IP rating at the connection to other equipment, see page 124

P

Plain hole connector nickel plated brass

Two part fitting comprising shell and body without thread. The body is fitted through the opposite side of the entry to the conduit and acts as a locking device also providing a smooth entry bush.

IP54

C

Fixed external thread nickel plated brass

Multipart compression fitting including elastomeric seal. Can be used for knockouts. Braid is locked between inner and outer compression nuts.

IP65

CS

Swivel external thread nickel plated brass

Multipart compression fitting including elastomeric seal can be used for knockouts or threaded entries. Braid is locked between inner and outer compression nuts.

IP65

C90

External thread elbow nickel plated brass

Multipart 90˚ compression fitting including elastomeric seal. Braid is locked between inner and outer compression nuts.

IP65



hole size (mm)	part number	metric thread part number	PG thread part number	metric thread part number	metric thread part number	nominal size (mm)
12	FSB12-P					12
16	FSB16-P	FSB16-M16-C	FSB16-PG11-C	FSB16-M16-C-S	FSB16-M16-C90	16
		FSB16-M20-C	FSB16-PG13-C	FSB16-M20-C-S	FSB16-M20-C90	16
20	FSB20-P	FSB20-M20-C	FSB20-PG16-C	FSB20-M20-C-S	FSB20-M20-C90	20
25	FSB25-P	FSB25-M25-C	FSB25-PG21-C	FSB25-M25-C-S	FSB25-M25-C90	25
32	FSB32-P	FSB32-M32-C	FSB32-PG29-C	FSB32-M32-C-S	FSB32-M32-C90	32
40	FSB40-P					40
50	FSB50-P					50

EMC Screening Performance

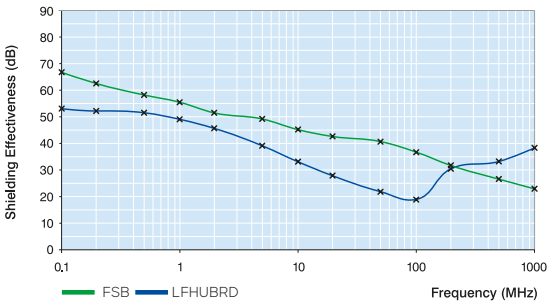

Technical Drawing

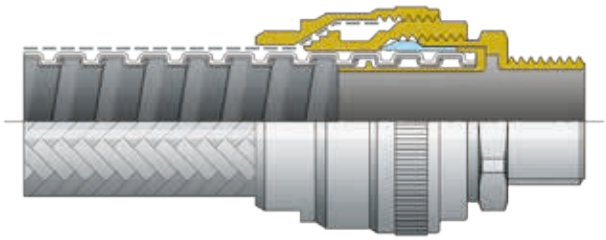

Atkore™
Flexicon

FSS system

Stainless steel corrugated conduit

IP67 IP68 INHERENT LOW FIRE HAZARD ★★★

FSSBRD system

Stainless steel corrugated conduit with overbraid

IP67 IP68 INHERENT LOW FIRE HAZARD ★★★ STANDARD EMC SCREEN ★

Conduit

FSS

Construction: Stainless steel (316L) annularly corrugated conduit. Inherent Low Fire hazard performance with superior Ingress Protection (IP68) and excellent corrosion resistance.

Typical Applications: Metro rail stations and tunnels.

Colour: Self colour, also available in Black* version on request

- IP rating: IP67, IP68 (2 bar 1hr)
- Temperature range -100°C to +850°C
- High Mechanical Strength
- Pull off strength: 100kg (20mm)
- High compression strength 1000kg/100mm
- Inherent low fire hazard
- Compliant to LUL Std S1085 (Pending)
- EN 45545-2 to HL3 and NFPA 130 compliant
- Excellent Corrosion resistance
- Oil resistant
- UV resistant
- Provides EMC screening
- Offers Antistatic properties

IP68 EN 45545-2 NFPA 130

FSSBRD

Construction: Stainless steel (316L) annually corrugated conduit with stainless steel (316L) overbraid.

Typical Applications: Inherent Low Fire hazard performance with superior Ingress Protection (IP68), excellent corrosion resistance and enhanced EMC performance together with abrasion resistance. Metro rail stations and tunnels.

Colour: Self colour

- IP rating: IP67, IP68 (2 bar 1hr)
- Temperature range -100°C to +850°C
- High Mechanical Strength
- High Abrasion resistance
- Pull off strength: 150kg (20mm)
- High compression strength 1000kg/100mm
- Inherent low fire hazard
- Compliant to LUL Std S1085 (Pending)
- EN 45545-2 to HL3 and NFPA 130 compliant
- Excellent Corrosion resistance
- Oil resistant
- UV resistant
- Provides EMC screening – Standard
- Offers Antistatic properties

IP68 EN 45545-2 NFPA 130

Fittings

C

Fixed external thread nickel plated brass

Multipart compression fitting including conduit retention clip and polyester seal. Can be used with knockouts.
For BRD version, Braid is locked between inner and outer compression nuts.

Colour: Self colour or also available in Black for FSS version.

IP67 IP68

S-F

Swivel internal thread nickel plated brass

Multipart compression fitting including conduit retention clip and polyester seal.
Swivel internal thread allows connection to external thread.

Colour: Self colour or also available in Black for FSS version.

IP67 IP68

nominal size (mm)	FSS	part number	reel length (m)	outside dia (mm)	inside dia (mm)	min inside bend radius (mm)	FSSBRD	part number	reel length (m)	outside dia (mm)	inside dia (mm)	min inside bend radius (mm)	for use with FSS	for use with FSSBRD	for use with FSS
20	FSS20		25	21.6	16.2	45	FSSBRD20		25	21.6	16.2	60	FSS20-M20-C	FSSBRD20-M20-C	FSS20-FM20-S
25	FSS25		25	26.8	20.2	55	FSSBRD25		25	28.3	20.2	70	FSS25-M25-C	FSSBRD25-M25-C	FSS25-FM25-S
32	FSS32*		25	32.5	25.4	65	FSSBRD32*		25	33.8	25.4	80	FSS32-M32-C*	FSSBRD32-M32-C*	FSS32-FM32-S*
40	FSS40*		10	41.3	34.1	105	FSSBRD40*		10	43.0	34.1	120	FSS40-M40-C*	FSSBRD40-M40-C*	FSS40-FM40-S*
50	FSS50*		10	50.0	40.0	130	FSSBRD50*		10	51.2	40.0	145	FSS50-M50-C*	FSSBRD50-M50-C*	FSS50-FM50-S*

Ordering Notes

* Indicates parts made to order on request and may be subject to MOQ and leadtime.

Standards

EN 45545-2 NFPA 130

Properties

- IP rating: IP67, IP68 (2 bar 1hr)
- Temperature range -50°C to +135°C
- Inherently Low Fire Hazard
- Suitable for knockout or threaded entries
- Nickel Plated Brass Fittings
- Conduit throat supplied with fitting to protect cables from cut end of conduit
- High mechanical strength
- Tensile strength with standard fittings 100kg for 20mm size
- Tensile strength with BRD C type fittings 150kg for 20mm size
- BRD type fittings: Braid is locked between inner and outer compression nuts
- Also available in chemically blackened version for FSS
- Thread face sealing washers may be required to maintain IP rating at the connection to other equipment, see page 124

C-S

Swivel external thread nickel plated brass

Multipart compression fitting including conduit retention clip and polyester seal. Swivel external thread means it can be used for knockouts and / or threaded entries.

For BRD version, Braid is locked between inner and outer compression nuts.

Colour: Self colour or also available in Black for FSS version.

IP67 IP68

C90

External thread nickel plated brass

90° multipart compression fitting including elastomeric seal. Can be used for knockouts.

IP67 IP68

C45

External thread nickel plated brass

45° multipart compression fitting including elastomeric seal. Can be used for knockouts.

IP67 IP68

FSS - EXD

NEW

Nickel plated brass with a nylon and elastomeric seal and two part epoxy resin pack

Flameproof barrier gland for FSS systems where high mechanical protection and / or EMC screening is required.

IP66 IP67 IP68 IP69

FCC-SS CLIPS

Stainless steel (316L) P clips

P clip to support conduit.

for use with FSS	for use with FSSBRD	for use with FSS	for use with FSS	metric thread part nu mber		nominal size (mm)
FSS20-M20-S	FSSBRD20-M20-S	FSS20-M20-C90	FSS20-M20-C45	FSS20-M20-EXD	FCC20-SS	20
FSS25-M25-S	FSSBRD25-M25-S	FSS25-M25-C90	FSS25-M25-C45	FSS25-M25-EXD	FCC25-SS	25
FSS32-M32-S*	FSSBRD32-M32-S*	FSS32-M32-C90*	FSS32-M32-C45*	FSS32-M32-EXD	FCC32-SS	32
FSS40-M40-S*	FSSBRD40-M40-S*	FSS40-M40-C90*	FSS40-M40-C45*	FSS40-M40-EXD	FCC40-SS	40
FSS50-M50-S*	FSSBRD50-M50-S*	FSS50-M50-C90*	FSS50-M50-C45*	FSS50-M50-EXD*	FCC50-SS	50

EMC Screening Performance

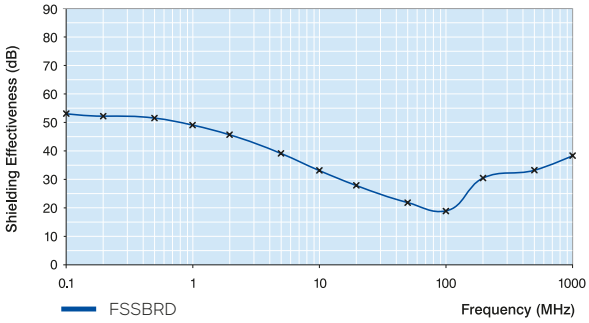

Technical Drawing

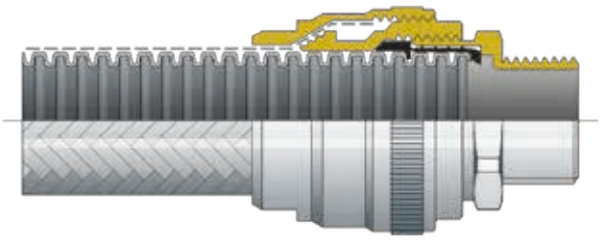

Atkore™
Flexicon

FPRSS system

EXTRA LOW FIRE HAZARD ★★ | STANDARD EMC SCREEN ★

Corrugated nylon, (PA6) stainless steel overbraid

FPRTC system

EXTRA LOW FIRE HAZARD ★★ | ENHANCED EMC SCREEN ★★

Corrugated nylon, (PA6) tinned copper overbraid

FPISS, FPIHSS, FPIHRLSS system

Corrugated nylon, (PA12), stainless steel overbraid

Conduit

FPRSS

EXTRA LOW FIRE HAZARD ★★ | STANDARD EMC SCREEN ★

Construction: Standard weight, extra low fire hazard, corrugated nylon (PA6), with stainless steel (316L) overbraid.

Typical Applications:
Metro rail stations for anti-vandal.

EN 45545-2 | NFPA 130

FPRTC

EXTRA LOW FIRE HAZARD ★★ | ENHANCED EMC SCREEN ★★

Construction: Standard weight, extra low fire hazard, corrugated nylon (PA6), with tinned copper overbraid.

Typical Applications: Inside railway carriages where screening is required.

EN 45545-2 | NFPA 130

FPISS

STANDARD LOW FIRE HAZARD ★ | STANDARD EMC SCREEN ★

Construction: Standard weight, corrugated nylon (PA12), with stainless steel (316L) overbraid.

Typical Applications: Moving machinery where low temperatures, abrasion and impacts occur.

FPIHSS

STANDARD LOW FIRE HAZARD ★ | STANDARD EMC SCREEN ★

Construction: Heavy weight, corrugated nylon (PA12), with stainless steel (316L) overbraid.

Typical Applications: Where low temperatures, abrasion, impact and regular movement occurs.

FPIHRLSS

EXTRA LOW FIRE HAZARD ★★ | STANDARD EMC SCREEN ★

Construction: Heavy weight, extra low fire hazard, corrugated nylon (PA12), with stainless steel (316L) overbraid.

Typical Applications: Under railway carriages where extra low fire hazard, low temperatures, abrasion, impact and regular movement occurs.

EN 45545-2

Fittings

C

Fixed external thread nickel plated brass

Multipart compression fitting including conduit retention clip and elastomeric seal. Can be used with knockouts. Braid is locked between inner and outer compression nuts.

IP67

C-S

Swivel external thread nickel plated brass

Multipart compression fitting including conduit retention clip and elastomeric seal. Can be used for knockouts and threaded entries. Braid is locked between inner and outer compression nuts.

IP67

nominal size (mm)	FPRSS	part number	FPRTC	part number	FPISS	part number	FPIHSS	part number	FPIHRLSS	part number	outside dia (mm)	min inside dia (mm)	min inside bend radius (mm)	metric thread part number	metric thread part number	PG thread part number
16	FPRSS16-50M		FPRTC16-50M*		FPISS16-50M*		FPIHSS16-50M		FPIHRLSS16-50M		17.3	11.5	35	BC16-M16-C	BC16-M16-S	BC16-PG11-S
21	FPRSS21-50M		FPRTC21-50M*		FPISS21-50M*		FPIHSS21-50M		FPIHRLSS21-50M		22.7	15.0	45	BC21-M20-C	BC21-M20-S	BC21-PG16-S
28	FPRSS28-50M		FPRTC28-50M*		FPISS28-50M*		FPIHSS28-50M		FPIHRLSS28-50M		30.0	21.3	50	BC28-M25-C	BC28-M25-S	BC28-PG21-S
34	FPRSS34-50M		FPRTC34-50M*		FPISS34-25M*		FPIHSS34-25M		FPIHRLSS34-25M		36.0	27.6	60	BC34-M32-C	BC34-M32-S	BC34-PG29-S
42	FPRSS42-25M*		FPRTC42-25M*		FPISS42-25M*		FPIHSS42-25M*		FPIHRLSS42-25M		44.0	35.5	70	BC42-M40-C	BC42-M40-S	
54	FPRSS54-25M*		FPRTC54-25M*		FPISS54-25M*		FPIHSS54-25M*		FPIHRLSS54-25M		56.0	47.2	80	BC54-M50-C*	BC54-M50-S*	

Ordering Notes

* Indicates parts made to order on request and may be subject to MOQ and lead time
- Thread face sealing washers may be required to maintain IP rating at the connection to other equipment, see page 124
- **Available on request:**
  - longer lengths
  - cut lengths and assemblies
  - additional sizes
  - full copies of independent test report confirming screening effectiveness

How to read the fittings code

BC21-M20-C

conduit
thread size
fitting type

Standards

UNDERGROUND | CE | UK CA | RoHS | REACh

BS EN IEC 61386

EN 45545-2 | NFPA 130

Note: refer to conduit properties for applicable standards

Properties

FPRSS & FPRTC
- Highly flexible and high fatigue life
- High impact strength
- Temperature range -40˚C to +120˚C
- Extra low fire hazard see page 144
- Provides EMC screening **49dB@1MHz (FPRSS) 67dB@1MHz (FPRTC)**
- **FPRSS provides high tensile strength and resistance to abrasion, corrosion and vandals**
- Vibration and shock tested to EN61373 Cat 2
- **LUL Std S1085 Cert No. 298**
- **FPRSS & FPRTC EN 45545-2 to HL3 R22 and R23**

FPISS, FPIHSS & FPIHRLSS
- Highly flexible
- Exceptional fatigue life
- Very high impact resistance even at low temperatures
- Temperature range -50˚C to +110˚C
- Low fire hazard
- Provides EMC screening 49dB@1MHz
- Provides high tensile strength and resistance to abrasion, corrosion and vandals
- Vibration and shock tested to EN61373 Cat 2
- **FPIHRLSS EN 45545-2 to HL3 R23 Exterior**

C-90	90° Elbow	FW	Sealing Washers	Locknuts	FCC
External thread elbow nickel plated brass Multipart 90˚ compression fitting including conduit retention clip and elastomeric seal. Can be used with knockouts. Braid is locked between inner and outer compression nuts. IP67	**Internal and external threaded nickel plated brass elbow** 90˚ elbow which can be screwed onto external threaded fittings.	**Fibre retained face sealing washers** Retained sealing washer to maintain IP rating of fitting to adjacent equipment.	**Fibre face sealing washers** Sealing washer to maintain IP rating of fitting to adjacent equipment.	**Galvanised steel and nickel plated brass locknuts** Hexagonal locknut to secure fitting. EMC locknuts have raised corners to ensure good continuity.	**Plated steel P clip with pvc liner, stainless steel P clips** P clip to support conduit.

metric thread part number	metric thread part number	metric thread part number	part number	metric thread steel part number	metric thread EMC part number	metric thread brass part number	plated steel part number	stainless steel part number	nominal size (mm)
	BM90-16M	FW16	FWPG11	S-M16		B-M16	FCC16	FCC16-SS	16
BC21-M20-C90	BM90-20M	FW20	FWPG16	S-M20	B-M20-EMC	B-M20	FCC20	FCC20-SS	20
	BM90-25M	FW25	FWPG21	S-M25	B-M25-EMC	B-M25	FCC25	FCC25-SS	25
	BM90-32M	FW32	FWPG29	S-M32	B-M32-EMC	B-M32	FCC32	FCC32-SS	32
	BM90-40M	FW40		S-M40	B-M40-EMC	B-M40	FCC40	FCC40-SS	40
	BM90-50M	FW50		S-M50		B-M50	FCC50	FCC50-SS	50

EMC Screening Performance

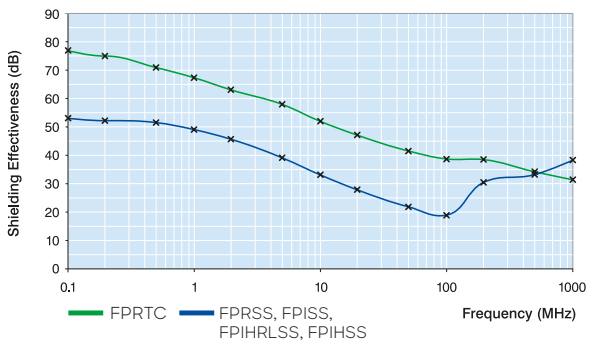

Technical Drawing

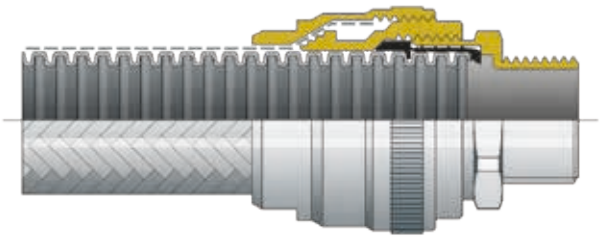

Atkore™
Flexicon

Strain Relief Fittings

For applications that require the conduit system to provide strain relief and enhanced IP rating to the cables being mechanically protected eg. rail market or heavy machinery construction sector.

Properties

- Combined properties of conduit fitting and cable gland
- Cable strain relief
- Additional IP rating on cable inside conduit*
- Nickel plated brass fittings
- Cable gland properties: IP68 (10 bar) + IP69
- Temperature range
  -40˚C to +100˚C for static applications
  -20˚C to +100˚C for dynamic applications
- EMC cable gland version on request

Suitable for the following conduits	Conduit	Fitting	nominal size (mm)	Part Number	IP rating of conduit system	IP rating of cable gland	Clamping range of cable gland
FU & SSU			16	FSU16-M16-CG	IP40	IP68 (10 bar)+IP69	4.5-10mm
			20	FSU20-M20-CG			7-13mm
			25	FSU25-M25-CG			9-17mm
			32	FSU32-M32-CG			11-21mm
FSU, FNU, LFHU and FPU			16	FSU16-M16-CG	IP65	IP68 (10 bar)+IP69	4.5-10mm
			20	FSU20-M20-CG			7-13mm
			25	FSU25-M25-CG			9-17mm
			32	FSU32-M32-CG			11-21mm
LTP, LTPHC, LTPUL, LTPAS, LTPSS, LTPLFH LTBRDP, LTBRDLFH, LTPPU and LTPPUAS			16	LTP16-M16-CG	IP66+IP67+ IP68 (5 bar)+IP69	IP68 (10 bar)+IP69	4.5-10mm
			20	LTP20-M20-CG			7-13mm
			25	LTP25-M25-CG			9-17mm
			32	LTP32-M32-CG			11-21mm
FB & FUSSB			16	FSB16-M16-CG	IP40	IP68 (10 bar)+IP69	4.5-10mm
			20	FSB20-M20-CG			7-13mm
			25	FSB25-M25-CG			9-17mm
			32	FSB32-M32-CG			11-21mm
FSB & LFHUBRD			16	FSB16-M16-CG	IP65	IP68 (10 bar)+IP69	4.5-10mm
			20	FSB20-M20-CG			7-13mm
			25	FSB25-M25-CG			9-17mm
			32	FSB32-M32-CG			11-21mm
LTPBRD			16	LTPB16-M16-CG	IP66+IP67+ IP68 (5 bar)+IP69	IP68 (10 bar)+IP69	4.5-10mm
			20	LTPB20-M20-CG			7-13mm
			25	LTPB25-M25-CG			9-17mm
			32	LTPB32-M32-CG			11-21mm
LPC, LPCG, LPCO, LPCBU			16	LPC16-M16-CG	IP66+IP67+ IP68 (5 bar)+IP69	IP68 (10 bar)+IP69	4.5-10mm
			20	LPC20-M20-CG			7-13mm
			25	LPC25-M25-CG			9-17mm
			32	LPC32-M32-CG			11-21mm

*IP rating up to IP68 (10 bar), IP69 dependent on cable used

Standards

BS EN IEC 61386

Atkore Flexicon

FTCB Braided sleeving

Tinned copper braid system for EMC screening

Properties

- EMC Screening 67dB @ 1Mhz for 20mm
- Minimum optical cover 90%
- Can offer mechanical support
- Can offer abrasion resistance

Overbraid

FTCB

Construction: Tinned copper braided sleeving.

Colour: Self colour

Typical Applications: Screening of cables from electromagnetic, electrostatic and RF interference. Can be sleeved over cables before they are drawn into conduits.

FTCB part number	Reel length (m)	Nominal I/D(mm)	Usable ø mm min	Usable ø mm max	Cross sectional area -mm²
FTCB3	100	3.0	2.0	3.5	1.06
FTCB4	100	4.0	3.0	5.0	1.49
FTCB5	100	5.0	4.0	6.0	1.91
FTCB6	100	6.0	5.0	7.0	2.23
FTCB10	50	10.0	7.0	12.0	4.43
FTCB12	50	12.5	11.0	13.0	4.83
FTCB15	50	15.0	13.0	18.0	8.29
FTCB20	50	20.0	17.0	23.0	9.65
FTCB25	50	25.0	22.0	28.0	12.54
FTCB30	25	30.0	27.0	36.0	19.30
FTCB35	25	35.0	30.0	50.0	19.30
FTCB50	25	50.0	45.0	65.0	35.63

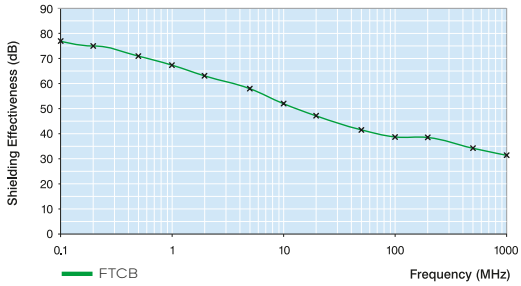

Note;

- As the diameter increases towards the maximum expansion the sleeving decreases in length.
- Normally supplied on disposable PVC former or can be supplied in flat form on a reel by request
- Temperature performance of sleeving: -50°C to +300°C

FPA

Construction: Nylon PA66 & Nickel Plated Brass.

Colour: Black.

Typical Applications: Straight fitting with internal braid clamp assembly for use with braided sleeving inside corrugated conduit.

IP66

FPAU

IP66 IP67 IP68 IP69

conduit size (mm)	FPA part number	FPAU part number	Use with Braid
21	FPA21-M20-SBCA	FPAU21-M20-SBCA	FTCB10, FTCB12, FTCB15
28	FPA28-M25-SBCA	FPAU28-M25-SBCA	FTCB15, FTCB20, FTCB25
34	FPA34-M32-SBCA	FPAU34-M32-SBCA	FTCB20, FTCB25, FTCB30
42	FPA42-M40-SBCA	FPAU42-M40-SBCA	FTCB25, FTCB30, FTCB35

Ordering Notes

- **Available on request:**
  - 90° and 45° elbows
  - PG threads

Technical Drawing

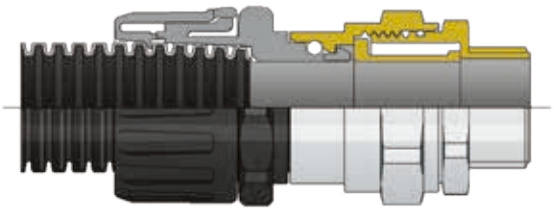

Atkore™ Flexicon

Metallic Round Connection boxes

Stainless steel and nickel plated brass

IP66 IP67 IP68 IP69

Connection Boxes

ROUND BOX - STAINLESS STEEL - HYGIENIC

HG HYGIENIC RANGE IP66 IP67 IP68 IP69

Construction: Stainless Steel (Grade 316) Round box consisting of a base and lid. Designed using the principles of EN 1672-2 and EN ISO 14159 supplied with blue high visibility polyester elastomer lid and base seals. Available with either 2 or 4 holes, other versions available on request. 2 Fixing holes are provided, together with component Mounting holes to help with installation. Slots in the lid allow for secure tightening of the lid and aids opening for maintenance or upgrade. Design offers high Ingress Protection combined with high corrosion resistance.

Typical Applications: Ideal use as a Junction Box for the interconnection of circuits for Hygienic Applications. The lid and base construction provides access to cabling routed through connecting conduits. Fixing holes are provided in the base and pre drilled Mounting holes provide easy option to fix terminals or DIN rail within the box. Ideal for extending or modifying circuits whilst maintaining system integrity. When used with Flexicon Short Thread fittings the box provides a reliable interface with Flexible conduit whilst maximising the available wiring space within the box. Blanking Plugs can be used to seal off any unused ways. The Box offers the possibility to connect and interface with Cable Glands or different types of cabling installations.

4 Way Box shown
2 mounting holes on base
M20 Thread Entries

	Part Number	Height (mm)	Diameter (mm)
2 Way	FBOX75X60-M20X2-SS	65	75
4 Way	FBOX75X60-M20X4-SS	65	75

ROUND BOX - NICKEL PLATED BRASS

IP66 IP67 IP68 IP69



Construction: Nickel Plated Brass Round box consisting of a base and lid. Supplied with blue high visibility polyester elastomer lid and base seals. Available with either 2 or 4 holes, other versions available on request. 2 Fixing holes are provided, together with component Mounting holes to help with installation. Slots in the lid allow for secure tightening of the lid and aids opening for maintenance or upgrade. Design offers high Ingress Protection.

Typical Applications: Ideal use as a Junction Box for the interconnection of circuits for general purpose Applications. The lid and base construction provides access to cabling routed through connecting conduits. Fixing holes are provided in the base and pre drilled Mounting holes provide easy option to fix terminals or DIN rail within the box. Ideal for extending or modifying circuits whilst maintaining system integrity. When used with Flexicon Short Thread fittings the box provides a reliable interface with Flexible conduit whilst maximising the available wiring space within the box. Blanking Plugs can be used to seal off any unused ways. The Box offers the possibility to connect and interface with Cable Glands or different types of cabling installations.

2 Way Box shown
2 mounting holes on base
M20 Thread Entries

	Part Number	Height (mm)	Diameter (mm)
2 Way	FBOX75X60-M20X2-NPB	65	75
4 Way	FBOX75X60-M20X4-NPB	65	75

For non-metallic Round Connection boxes see page 64

Properties

- IP rating: IP66, IP67, IP68 (2 bar 1hr), IP69
- Temperature range -50˚C to +135˚C
- Hygienic Box designed using principles given in EN1672-2 and EN ISO 14159
- Blue high visibility polyester elastomer lid and base seals
- 3 Way, 2 Way 90˚ and 1 Way available on request
- Other diameters and heights available on request
- ST fittings are short threaded fittings designed for use with Round Box

Terminations



	LPC-FG See page 80	LTP-FG See page 108	LTBRDP-FG See page 108	LTPSS-FG See page 108	
Conduits	Part Number	Part Number	Part Number	Part Number	
	LPCWFG20	LTPWFG20	LTBRDPWFG20		
	LPCBUFG20	LTPBUFG20	LTBRDPBUFG20	LTPSSBUFG20	
Fittings	Part Number	Part Number	Part Number	Part Number	Blanking Plugs (SS) Part Number
	LPC20-M20ST-C-FG	LTP20-M20ST-C-FG	LTP20-M20ST-C-FG	LTP20-M20ST-C-FG	SP-M20-FG-SS
	See page 81	See page 109	See page 109	See page 109	



	LPC Type See page 76	Liquid Tight See pages 94				
Conduits	Part Number	Part Number				
	LPC20B	LTP20	LTPLFH20	LTBRDP20		
	LPC20G	LTPAS20	LTPPU20	LTBRDLFH20		
	LPC20O	LTPHC20	LTPPUAS20			
	LPC20GN	LTPUL20	LTPSS20			
	LPC20BU					
Fittings	Part Number	Part Number			Cable Gland Part Number	Blanking Plugs (NPB) Part Number
	LPC20-M20ST-C	LTP20-M20ST-C			B-M20ST-CG	SP-M20-NPB
	See page 78	See page 98			See page 120	See page 128

For non-metallic Round Connection Boxes see page 64

Atkore Flexicon

Accessories

Metric Locknuts

Nickel plated brass, plated steel, stainless steel, nylon black or grey

PG Locknuts

Nickel plated brass, Zinc, nylon black or grey

NPT Locknuts

Zinc or nylon (black)

Stop plug

Nylon metric black

Nylon PG (grey)

nickel plated brass part number	nickel plated EMC part number	plated steel part number	stainless steel part number	nylon part number	nickel plated brass part number	nylon part number	zinc part number	nylon part number	metric part number	PG part number
B-M12				LM12-N#	B-PG7	PG7-N#			SP-M12*	SP-PG7*
B-M16		S-M16	SS-M16	LM16-N#	B-PG9	PG9-N#			SP-M16	SP-PG9
B-M20	B-M20-EMC	S-M20	SS-M20	LM20-N#	B-PG11	PG11-N#	Z-050	050-NB	SP-M20	SP-PG11
B-M25	B-M25-EMC	S-M25	SS-M25	LM25-N#	B-PG13	PG13-N#	Z-075	075-NB	SP-M25	SP-PG13
B-M32	B-M32-EMC	S-M32	SS-M32	LM32-N#	B-PG16	PG16-N#	Z-100	100-NB	SP-M32	SP-PG16
B-M40	B-M40-EMC	S-M40	SS-M40	LM40-N#	B-PG21	PG21-N#	Z-125		SP-M40*	SP-PG21
B-M50		S-M50	SS-M50	LM50-N#	B-PG29	PG29-N#	Z-150			SP-PG29
B-M63		S-M63	SS-M63*	LM63-N#	B-PG36	PG36-N#	Z-200			
B-M75				LM75-N#	B-PG42	PG42-N#				
				LM85-N#	B-PG48	PG48-N#				

#add B or G to specify colour. eg. LM20-NB for Black

* Indicates parts made to order on request and may be subject to MOQ and lead time

Sealing washers

Polyester Elastomer, Neoprene and fibre face sealing washers

RSW and SW Recommended for plastic threads. FW recommended for metal threads

Polyester Elastomer Metric	Neoprene Metric	Neoprene PG	Fibre Metric	Fibre PG	Fibre NPT
metric thread part number	metric thread part number	PG thread part number	metric thread part number	PG thread part number	NPT thread part number
	SW12	SWPG7	FW12	FWPG7	
RSW16	SW16	SWPG9	FW16	FWPG9	
RSW20	SW20	SWPG11	FW20	FWPG11	FW050
RSW25	SW25	SWPG13	FW25	FWPG13	FW075
RSW32	SW32	SWPG16	FW32	FWPG16	FW100
RSW40	SW40	SWPG21	FW40	FWPG21	FW125
RSW50	SW50	SWPG29	FW50	FWPG29	FW150
RSW63	SW63	SWPG36	FW63	FWPG36	FW200
		SWPG42			
		SWPG48		FWPG48	

Earthing washers

Shake proof washer

Earth tag washer

Shake proof washer	Earth tag washer
metric thread part number	metric thread part number
SPW16	
SPW20	ET-M20
SPW25	ET-M25
SPW32	

Abrasion Rings

NEW

Nylon PA66 construction and supplied as two half shells which interlock and secured using stainless steel self- tapping screws.

Nominal Conduit Size
AR16B
AR21B
AR28B
AR34B
AR42B
AR54B

Fixing clips

Plated steel with black pvc liner or stainless steel.

LFH liner available on request

to fit conduit size	part number	part number
10	FCC10	FCC10-SS*
12	FCC12	FCC12-SS
16	FCC16	FCC16-SS
20	FCC20	FCC20-SS
25	FCC25	FCC25-SS
32	FCC32	FCC32-SS
40	FCC40	FCC40-SS
50	FCC50	FCC50-SS
63	FCC63	FCC63-SS*
75	FCC75	
80	FCC80	
106	FCC106	

Conduit clip

Nylon conduit clip with integral lid - black or grey

FCLAMP

Non-metallic, heavy duty conduit clamp

Nylon PA66, Nylon conduit fixing clamp for corrugated conduit.

EC

End cap

Nylon PA66 end cap to snap over end of conduit and provide a smooth entry bush to prevent snagging and sharp edges, and provide a neat finish when no connectors are used.

REC

Rubber end cap

Thermoplastic elastomer cap used to seal end of conduit. Can be cut to size depending on size of cable. Can be additionally secured using cable tie (not supplied).

(For fixing rails & accessories see page 72)

to fit nominal conduit sizes	conduit clip for corrugated	conduit clip for plain or rigid	fclamp	end cap	part number	to fit conduit size	outlet ID mm
10	FCL10				REC10	10	0-7
13	FCL13				REC13	13	0-7
16	FCL16	FCL16B-P	FCLAMP- 3-16	EC16B	REC16	16	0-11
18	FCL18	FCL18B-P					
20	FCL20	FCL20B-P					
21	FCL21	FCL21B-P	FCLAMP- 3-21	EC21B	REC21	21	0-15
25	FCL25	FCL25B-P					
28	FCL28		FCLAMP- 4-28	EC28B	REC28	28	0-21
32	FCL32						
34	FCL34	FCL33B-P	FCLAMP- 5-34	EC34B	REC34	34	0-25
42	FCL42		FCLAMP- 6-42	EC42B	REC42	42	0-34
54	FCL54		FCLAMP- 7-54	EC54B	REC54	54	0-46
67			FCLAMP- 7-67		REC67	67	0-52
80			FCLAMP- 8-80		REC80	80	0-62

* indicates parts made to order on request and may be subject to MOQ and lead time

Cable glands

Our range of Cable glands provides an easy to assemble, fast fit, liquid tight solution for multipurpose applications. Available in nickel plated brass they have been designed to provide the highest degree of functionality and safety.

Thread Size.	Nickel plated brass	Thread Length (mm)	Cable Dia (min) (mm)	Cable Dia (max) (mm)	Spanner Size (mm)	Pack Quantity
M16	B-M16-CG	12	4.5	10	20	10
M20	B-M20-CG	12	7	13	24	10
M25	B-M25-CG	12	9	17	29	10
M32	B-M32-CG	15	11	21	36	2
M40	B-M40-CG	15	19	28	45	2
M50	B-M50-CG	15	27	35	54	1
M63	B-M63-CG	15	35	47	67	1

Technical Details

- Material: Nickel plated brass
- IP Rating: IP68 (10 bar) + IP69
- Produced and tested in accordance with EN 50262:1999
- Temperature range:
  -40˚C to +100˚C (static)
  -20˚C to +100˚C (dynamic)

Thread Size.	EMC Nickel plated brass	Thread Length (mm)	Cable Dia (min) (mm)	Cable Dia (max) (mm)	Spanner Size (mm)	Pack Quantity
M16	B-M16-CG-EMC	12	4.5	9	20	10
M20	B-M20-CG-EMC	12	7	12.5	24	10
M25	B-M25-CG-EMC	12	9	16.5	29	10
M32	B-M32-CG-EMC	15	11	21	36	2
M40	B-M40-CG-EMC	15	19	28	45	2
M50	B-M50-CG-EMC	15	27	35	54	1

Technical Details

- Material: EMC Nickel plated brass
- IP Rating: IP68 (10 bar)
- Produced and tested in accordance with EN 50262:1999
- Temperature range:
  -40˚C to +100˚C (static)
  -20˚C to +100˚C (dynamic)

Accessories

90° Elbow

internal and external threaded nickel plated brass 90° elbow

threads	part number
PG7	BM90-PG7*
M16	BM90-16M
M20	BM90-20M
M25	BM90-25M
M32	BM90-32M
M40	BM90-40M
M50	BM90-50M

Couplers

Nickel plated brass internally threaded

threads	metric thread part number
M16	B-M16-C
M20	B-M20-C
M25	B-M25-C
M32	B-M32-C
M40	B-M40-C
M50	B-M50-C
M63	B-M63-C
M75	B-M75-C

Thread converters



Nickel plated brass thread convertors, reducers and enlargers external and internal thread.

Metric Internal Threads

	external thread / internal thread	M16	M20	M25	M32	M40	M50
Metric - Metric	M16		B-M16-M20				
	M20	B-M20-M16		B-M20-M25			
	M25		B-M25-M20		B-M25-M32		
	M32		B-M32-M20	B-M32-M25		B-M32-M40	
	M40				B-M40-M32		
	M50				B-M50-M32	B-M50-M40	
	M63					B-M63-M40	B-M63-M50
PG - Metric	PG7	B-PG7-M16	B-PG7-M20				
	PG9	B-PG9-M16	B-PG9-M20				
	PG11	B-PG11-M16	B-PG11-M20				
	PG13.5	B-PG13-M16	B-PG13-M20				
	PG16	B-PG16-M16	B-PG16-M20	B-PG16-M25			
	PG21		B-PG21-M20	B-PG21-M25	B-PG21-M32		
	PG29		B-PG29-M20	B-PG29-M25	B-PG29-M32	B-PG29-M40	
	PG36				B-PG36-M32	B-PG36-M40	
	PG42						
	PG48					B-PG48-M40	
NPT - Metric	⅜" NPT	B-038-M16					
	½" NPT		B-050-M20				
	¾" NPT		B-075-M20	B-075-M25			
	1" NPT				B-100-M32		

PG Internal Threads

	external thread / internal thread	PG7	PG9	PG11	PG13.5	PG16	PG21	PG29	PG36
Metric - PG	M16	B-M16-PG7	B-M16-PG9	B-M16-PG11					
	M20	B-M20-PG7	B-M20-PG9	B-M20-PG11	B-M20-PG13	B-M20-PG16	B-M20-PG21		
	M25						B-M25-PG21		
	M32						B-M32-PG21		
	M40							B-M40-PG29	
	M50								B-M50-PG36
PG - PG	PG7		B-PG7-PG9						
	PG9	B-PG9-PG7		B-PG9-PG11					
	PG11	B-PG11-PG7	B-PG11-PG9		B-PG11-PG13				
	PG13.5		B-PG13-PG9	B-PG13-PG11		B-PG13-PG16			
	PG16		B-PG16-PG9	B-PG16-PG11	B-PG16-PG13		B-PG16-PG21		
	PG21					B-PG21-PG16		B-PG21-PG29	
	PG29						B-PG29-PG21		B-PG29-PG36
	PG36							B-PG36-PG29	
	PG42								B-PG42-PG36
	PG48								B-PG48-PG36

Note: Refer to page 134 for thread dimensions tables.

For EXD thread converters, please see page 105

Tools

The following tools and accessories are available to aid installation. See page 136 for cutting and assembly advice. Alternatively visit our website & view our handy video clips to aid your installation.

Clamp

Cutting vice to hold metallic conduits and guide hacksaw (16-50mm).



Part Number	
BSB	clamp

Conduit cutter

For any non metallic flexible and rigid conduits.

Part Number	
CC01	up to 34mm conduits
CC02	up to 67mm conduits

Slitting tool

Can be used to slit all corrugated conduits down to 13mm.

Part Number	
CS01	Slitting tool

Slit conduit insertion tool

For easy installation of wires into slit conduit.



Part Number	for conduit
ST16	**FPYS16 + FPYS12**
ST20	**FPYS20**
ST25	**FPYS25**
ST32	**FPYS32**

Removal tool for push in Flexilok® fittings (see page 48)

Part Number	For use with:
RTPF20	**FLK16-PL20, FLK20-PL20, FLK21-PL20**
RTPF25	**FLK25-PL25, FLK28-PL25**
RTPF32	**FLK34-PL32**

4 tooth Flexilok® Removal tool for use with 42mm & 54mm sizes (see page 48)

Part Number	For use with:
FLK42RT	**FLK42-M40, FLK42-M50, FLK42-PG36**
FLK54RT	**FLK54-M50, FLK54-M63, FLK54-PG48**

Atkore Flexicon

Contractor Packs

Hygiene Packs

Each pack contains:
- **3m conduit**
- **2 fittings**
- **2 locknuts**

20mm I-PACK

HG HYGIENIC RANGE | IP66 | IP67 | IP68 2 bar | IP69

I-PACKBUFG20
3m x LPCBUFG20 Conduit
2x LPC-C-FG Fittings
2x SS-M20 Locknuts

Blue Version

I-PACKWFG20
3m x LPCWFG20 Conduit
2x LPC-C-FG Fittings
2x SS-M20 Locknuts

White Version

- Hygienic design
- Smooth finish
- High IP rating
- Corrosion resistant
- Temp: -20°C to +90°C

- Fewer components
- Self extinguishing
- Vibration & shock tested

25mm I-PACK

HG HYGIENIC RANGE | IP66 | IP67 | IP68 2 bar | IP69

I-PACKBUFG25
3m x LPCBUFG25 Conduit
2x LPC-C-FG Fittings
2x SS-M25 Locknuts

Blue Version

I-PACKWFG25
3m x LPCWFG25 Conduit
2x LPC-C-FG Fittings
2x SS-M25 Locknuts

White Version

- Hygienic design
- Smooth finish
- High IP rating
- Corrosion resistant
- Temp: -20°C to +90°C

- Fewer components
- Self extinguishing
- Vibration & shock tested

Contractor Packs

Benefits

- Simplistic ordering
- Easy storage
- Ready to use

FPAS-CP21B

Each pack contains:
- **10m conduit**
- **10 fittings**
- **10 locknuts**

PVC
White

IP66

FPL-CP20W M20 thread
FPL-CP25W M25 thread

- 10 metres of white corrugated upvc FPL20 or FPL25
- Pliable conduit for static applications
- Self extinguishing

- 10 white nylon Flexilok fittings and locknuts FLK20-M20W or FLK25-M25W
- IP66
- 1 part, fast fit

FPADS Contractor Packs

NEW | IP40

Divisible conduit pack - Retrofit

FPADS - CP21BX5 M20 thread

Scan me

Conduit wraps around cables

- 5 metres of divisible conduit
- 10 x Hinged fittings and locknuts – M20
- Self extinguishing

- UV Resistant
- Enhanced mechanical protection
- IP40

STEEL
- PVC coating - Black

IP54

FSU-CP20B M20 thread

- 10 metres of galvanised steel with PVC coating
- Temperature range -15˚C to +70˚C
- Self extinguishing
- High mechanical strength
- Highly flexible
- 5 M20 fixed fittings
- 5 M20 swivel fittings
- 10 steel locknuts
- IP54

NYLON
- Black

STANDARD LOW FIRE HAZARD *

IP66

FPAS-CP21B M20 thread
FPAS-CP25B M25 thread

- 10 metres of standard weight nylon PA6 FPAS21 or FPAS25
- Low fire hazard
- Halogen free
- Self extinguishing
- Low smoke and Low toxicity
- High flexibility and fatigue life
- High impact strength
- Oil and solvent resistant
- UV resistant
- Temperature range -40˚C to +120˚C
- 10 FPA fittings and locknuts FPA21-M20B or FPA25-M25B
- One part, fast fit
- Removable using a screwdriver
- High pull-off strength
- Anti-vibration
- IP66
- UV resistant

PVC SPIRAL
- Black

IP65

FPC-CP20B M20 thread
FPC-CP25B M25 thread

- 10 metres of spiral reinforced pvc FPC20 or FPC25
- Highly flexible
- Accepts torsional movement
- Self extinguishing
- UV resistant
- Temperature range -5˚C to +70˚C
- 10 MPC fittings and locknuts
- IP65
- UV resistant
- Smooth bore

NYLON
- Black

IP66

FPYE-CP20B M20 thread
FPYE-CP25B M25 thread

- 10 metres of light weight nylon PA6 FPAL20 or FPAL25
- Flexible
- Halogen free
- Self extinguishing
- Temperature range -40˚C to +120˚C
- 10 Flexilok fittings and locknuts FLK20-M20B or FLK25-M25B
- IP66
- One part, fast fit

POLYPROPYLENE
- Black or Grey

IP66

FPP-CP20B M20 thread
FPP-CP25B M25 thread
FPP-CP34B M32 thread

- 10 metres of polypropylene FPP20, FPP25 or FPP34
- Temperature range -20˚C to +90˚C
- Self extinguishing
- To specify grey change B to a G eg: FPP-CP20G
- 10 Flexilok (PP) fittings and locknuts FLK20-M20BPP, FLK25-M25BPP or FLK34-M32BPP
- IP66
- One part, fast fit

Standards

CE RoHS REACh

Don't forget

See page 125

Atkore Flexicon

Technical Data

Non-Metallic conduit and fittings

Page number	Conduit System		ASTM NO. 1	ASTM NO. 2	ASTM NO. 3	ACETIC ACID (10%)	ACETONE	ALUMINUM CHLORIDE	BENZENE	CARBON TETRACHLORIDE	CHLOROFORM	CITRIC ACID	COPPER SULPHATE	CRESOL	DIESEL OIL	DIETHYLAMINE	ETHANOL	ETHER	ETHYLAMINE	ETHYLENE GLYCOL	FREON 32	HYDROCHLORIC ACID (10%)	HYDROCHLORIC ACID (30%)
44	FPAS	nylon LFH PA6 corrugated, std weight	✓	✓	✓	L	✓	X	✓	✓	X	✓	L	X	✓	✓	✓	✓	✓	✓	✓	X	X
44	FPAL	nylon PA6 corrugated, light weight	✓	✓	✓	L	✓	X	✓	✓	X	✓	L	X	✓	✓	✓	✓	✓	✓	✓	X	X
44	FPAH	nylon LFH PA6 corrugated, heavy weight	✓	✓	✓	L	✓	X	✓	✓	X	✓	L	X	✓	✓	✓	✓	✓	✓	✓	X	X
44	FPASC	nylon LFH PA6 corrugated, std weight	✓	✓	✓	L	✓	X	✓	✓	X	✓	L	X	✓	✓	✓	✓	✓	✓	✓	X	X
45	FPR	nylon extra LFH PA6 corrugated, std weight	✓	✓	✓	L	✓	X	✓	✓	X	✓	L	X	✓	✓	✓	✓	✓	✓	✓	X	X
45	FPI	nylon PA12 corrugated, standard weight	✓	✓	✓	L	✓	L	✓	✓	X	✓	L	X	✓	L	L	✓	L	✓	✓	X	X
45	FPIH	nylon PA12 corrugated, heavy weight	✓	✓	✓	L	✓	L	✓	✓	X	✓	L	X	✓	L	L	✓	L	✓	✓	X	X
45	FPIHRL	nylon PA12 corrugated, heavy weight	✓	✓	✓	L	✓	L	✓	✓	X	✓	L	X	✓	L	L	✓	L	✓	✓	X	X
45	FPP	polypropylene corrugated, std weight	✓	✓	L	PP	✓	L	L	L	L	✓	L	X	✓	✓	✓	✓	✓	✓	✓	PP	PP
46	FPADS	nylon PA6 double slit corrugated	✓	✓	✓	L	✓	X	✓	✓	X	✓	L	X	✓	✓	✓	✓	✓	✓	✓	X	X
46	FPRDS	nylon extra LFH PA6 corrugated, std weight	✓	✓	✓	L	✓	X	✓	✓	X	✓	L	X	✓	✓	✓	✓	✓	✓	✓	X	X
46	FPPDS	polypropylene corrugated, std weight	✓	✓	L	PP	✓	L	L	L	L	✓	L	X	✓	✓	✓	✓	✓	✓	✓	PP	PP
66	FPL	upvc corrugated	✓	✓	✓	L	X	L	X	L	X	✓	L	X	✓	L	✓	✓	L	✓	L	X	X
68	FPY	nylon PA6 corrugated	✓	✓	✓	L	✓	X	✓	✓	X	✓	L	X	✓	✓	✓	✓	✓	✓	✓	X	X
68	FPYS	slit nylon PA6 corrugated, std weight	✓	✓	✓	L	✓	X	✓	✓	X	✓	L	X	✓	✓	✓	✓	✓	✓	✓	X	X
68	FPYL	nylon PA6 corrugated, light weight	✓	✓	✓	L	✓	X	✓	✓	X	✓	L	X	✓	✓	✓	✓	✓	✓	✓	X	X
68	FPYLS	slit nylon PA6 corrugated, light weight	✓	✓	✓	L	✓	X	✓	✓	X	✓	L	X	✓	✓	✓	✓	✓	✓	✓	X	X
74	FPCB	pvc spiral reinforced black	X	X	X	L	X	L	X	L	X	✓	L	X	L	L	X	L	L	L	L	X	X
74	FPCG	pvc spiral reinforced grey	X	X	X	L	X	L	X	L	X	✓	L	X	L	L	X	L	L	L	L	X	X
74	FPCGN	pvc spiral reinforced green oil resistant	✓	✓	✓	✓	X	X	X	L	X	✓	✓	L	✓	L	X	L	L	L	L	L	X
74	FPCBU	pvc spiral reinforced blue high temperature	X	X	X	L	X	L	X	L	X	✓	L	X	L	L	X	L	L	L	L	X	X
76	LPCB	smooth, pvc spiral reinforced	✓	✓	✓	✓	X	X	X	L	X	✓	✓	L	✓	L	X	L	L	L	L	L	X
76	LPCO	smooth pvc spiral orange ultra flexible	✓	✓	✓	✓	X	X	X	L	X	✓	✓	L	✓	L	X	L	L	L	L	L	X
76	LPCBU	smooth pvc spiral blue high temperature	✓	✓	✓	✓	X	X	X	L	X	✓	✓	L	✓	L	X	L	L	L	L	L	X
76	LPCGN	smooth pvc spiral green oil resistant	✓	✓	✓	✓	X	X	X	L	X	✓	✓	L	✓	L	X	L	L	L	L	L	X
80	LPC-FG	smooth, pvc spiral reinforced	✓	✓	✓	✓	X	X	X	L	X	✓	✓	L	✓	L	X	L	L	L	L	L	X
80	AFC UL-FG	smooth, non-metallic PVC construction	L	C	X	L	X	✓	X	X	X	✓	C	L	X	C	X	X	C	L	X	X	X

Key

✓ good resistance
L limited resistance
PP suitable with polypropylene fittings
SS suitable with stainless steel fittings
X poor resistance
C consult us

Technical Data

Resistance to Chemicals

Atkore™ Flexicon

Visit our website and use our conduit selector tool to see chemical resistance properties.



HYDROGEN PEROXIDE (30%)	HYDROGEN PEROXIDE (60%)	LACTIC ACID	LUBRICATING OIL	METHANOL	METHYL BROMIDE	MEK	NITRIC ACID (10%)	NITRIC ACID (60%)	OXALIC ACID	OZONE (GAS)	PARAFFIN OIL	PETROL	PHENOL	SEA WATER	SILVER NITRATE	SKYDROL	SODIUM CHLORIDE	SODIUM HYDROXIDE (10%)	SODIUM HYDROXIDE (60%)	SULPHUR DIOXIDE (GAS)	SULPHURIC ACID (10%)	TOLUENE	TRANSFORMER OIL	1,1,1-TRICHLOROETHANE	TRICHLOROETHYLENE	TURPENTINE	VEGETABLE OIL	VINYL ACETATE	WATER	WHITE SPIRIT	ZINC CHLORIDE	
×	×	L	✓	L	×	✓	×	×	L	×	✓	✓	×	✓	✓	✓	✓	✓	✓	×	×	✓	✓	✓	L	✓	✓	L	✓	✓	×	FPAS
×	×	L	✓	L	×	✓	×	×	L	×	✓	✓	×	✓	✓	✓	✓	✓	✓	×	×	✓	✓	✓	L	✓	✓	L	✓	✓	×	FPAL
×	×	L	✓	L	×	✓	×	×	L	×	✓	✓	×	✓	✓	✓	✓	✓	✓	×	×	✓	✓	✓	L	✓	✓	L	✓	✓	×	FPAH
×	×	L	✓	L	×	✓	×	×	L	×	✓	✓	×	✓	✓	✓	✓	✓	✓	×	×	✓	✓	✓	L	✓	✓	L	✓	✓	×	FPASC
×	×	L	✓	L	×	✓	×	×	L	×	✓	✓	×	✓	✓	✓	✓	✓	✓	×	×	✓	✓	✓	L	✓	✓	L	✓	✓	×	FPR
×	×	L	✓	L	×	✓	×	×	L	×	✓	✓	×	✓	✓	✓	✓	✓	L	×	×	✓	✓	✓	×	✓	✓	L	✓	✓	×	FPI
×	×	L	✓	L	×	✓	×	×	L	×	✓	✓	×	✓	✓	✓	✓	✓	L	×	×	✓	✓	✓	×	✓	✓	L	✓	✓	×	FPIH
×	×	L	✓	L	×	✓	×	×	L	×	✓	✓	×	✓	✓	✓	✓	✓	L	×	×	✓	✓	✓	×	✓	✓	L	✓	✓	×	FPIHRL
×	×	PP	✓	L	×	✓	PP	PP	PP	×	✓	✓	×	✓	✓	✓	✓	✓	✓	PP	PP	✓	✓	L	L	×	✓	L	✓	✓	×	FPP
×	×	L	✓	L	×	✓	×	×	L	×	✓	✓	×	✓	✓	✓	✓	✓	✓	×	×	✓	✓	✓	L	✓	✓	L	✓	✓	×	FPADS
×	×	L	✓	L	×	✓	×	×	L	×	✓	✓	×	✓	✓	✓	✓	✓	✓	×	×	✓	✓	✓	L	✓	✓	L	✓	✓	×	FPRDS
×	×	PP	✓	L	×	✓	PP	PP	PP	×	✓	✓	×	✓	✓	✓	✓	✓	✓	PP	PP	✓	✓	L	L	×	✓	L	✓	✓	×	FPPDS
×	×	L	✓	L	×	×	×	×	L	×	✓	✓	×	✓	✓	×	✓	✓	✓	×	×	×	✓	×	×	✓	✓	×	✓	✓	×	FPL
×	×	L	✓	L	×	✓	×	×	L	×	✓	✓	×	✓	✓	✓	✓	✓	✓	×	×	✓	✓	✓	L	✓	✓	L	✓	✓	×	FPY
×	×	L	✓	L	×	✓	×	×	L	×	✓	✓	×	✓	✓	✓	✓	✓	✓	×	×	✓	✓	✓	L	✓	✓	L	✓	✓	×	FPYS
×	×	L	✓	L	×	✓	×	×	L	×	✓	✓	×	✓	✓	✓	✓	✓	✓	×	×	✓	✓	✓	L	✓	✓	L	✓	✓	×	FPYL
×	×	L	✓	L	×	✓	×	×	L	×	✓	✓	×	✓	✓	✓	✓	✓	✓	×	×	✓	✓	✓	L	✓	✓	L	✓	✓	×	FPYLS
×	×	L	✓	L	×	✓	×	×	L	×	✓	✓	×	✓	✓	✓	✓	✓	✓	×	×	✓	✓	✓	L	✓	✓	L	✓	✓	×	FPYLS
L	×	L	L	×	×	×	×	×	L	×	L	×	×	✓	✓	×	✓	✓	L	×	×	×	L	×	L	L	L	×	✓	L	×	FPCB
L	×	L	L	×	×	×	×	×	L	×	L	×	×	✓	✓	×	✓	✓	L	×	×	×	L	×	L	L	L	×	✓	L	×	FPCG
L	×	L	✓	×	×	×	L	×	✓	L	✓	✓	L	✓	✓	×	✓	✓	✓	×	×	×	L	×	L	L	✓	×	✓	L	×	FPCGN
L	×	L	L	×	×	×	×	×	L	×	L	×	×	✓	✓	×	✓	✓	L	×	×	×	L	×	L	L	L	×	✓	L	×	FPCBU
L	×	L	✓	×	×	×	L	×	✓	L	✓	✓	L	✓	✓	×	✓	✓	✓	×	SS	×	L	×	L	L	✓	×	✓	L	×	LPCB
L	×	L	✓	×	×	×	L	×	✓	L	✓	✓	L	✓	✓	×	✓	✓	✓	×	SS	×	L	×	L	L	✓	×	✓	L	×	LPCO
L	×	L	✓	×	×	×	L	×	✓	L	✓	✓	L	✓	✓	×	✓	✓	✓	×	SS	×	L	×	L	L	✓	×	✓	L	×	LPCBU
L	×	L	✓	×	×	×	L	×	✓	L	✓	✓	L	✓	✓	×	✓	✓	✓	×	SS	×	L	×	L	L	✓	×	✓	L	×	LPCGN
L	×	L	✓	×	×	×	L	×	✓	L	✓	✓	L	✓	✓	×	✓	✓	✓	×	SS	×	L	×	L	L	✓	×	✓	L	×	LPC-FG
L	×	C	✓	C	×	×	✓	×	✓	C	C	C	L	✓	×	×	C	✓	✓	C	✓	×	C	×	×	×	✓	C	✓	C	✓	AFC UL-FG

The chart above is based on exposure to single chemicals at room temperature and should be used as a selection guide. For additional chemicals, higher concentrations, elevated temperatures or combinations of chemicals, please call +44 (0)1675 466900 for technical advice.

Atkore Flexicon

Technical Data

Metallic conduit and fittings

Page number	Conduit System		ASTM NO. 1	ASTM NO. 2	ASTM NO. 3	ACETIC ACID (10%)	ACETONE	ALUMINIUM CHLORIDE	BENZENE	CARBON TETRACHLORIDE	CHLOROFORM	CITRIC ACID	COPPER SULPHATE	CRESOL	DIESEL OIL	DIETHYLAMINE	ETHANOL	ETHER	ETHYLAMINE	ETHYLENE GLYCOL	FREON 32	HYDROCHLORIC ACID (10%)	HYDROCHLORIC ACID (30%)
88	FU	galvanised steel	✓	✓	✓	X	✓	X	✓	✓	✓	✓	✓	✓	✓	✓	✓	✓	✓	X	X	X	X
88	SSU	stainless steel, grade 316	✓	✓	✓	✓	✓	X	✓	✓	✓	✓	✓	✓	✓	✓	✓	✓	✓	✓	✓	X	X
90	FSU	galvanised steel, pvc coated	X	X	X	L	X	X	X	X	X	✓	✓	L	L	X	X	X	X	L	L	✓	X
90	FNU	galvanised steel, nylon coated	✓	✓	✓	L	✓	X	L	✓	X	✓	L	X	✓	✓	✓	✓	✓	✓	✓	X	X
92	LFHU	galvanised steel, LFH coated	L	L	L	✓	X	X	X	X	X	✓	✓	X	X	✓	X	X	X	✓	X	X	X
92	FPU	galvanised steel, polyurethane coated	✓	✓	✓	X	L	L	L	L	X	✓	✓	X	✓	L	✓	L	X	✓	X	X	X
98	LTP	galv steel, pvc coated, liquid tight	L	L	L	✓	X	X	X	L	X	✓	✓	L	L	L	X	L	L	L	L	L	X
98	LTPAS	galv steel, pvc coated, liquid tight	L	L	L	✓	X	X	X	L	X	✓	✓	L	L	L	X	L	L	L	L	L	X
98	LTPHC	galv steel, thermoplastic rubber, liquid tight	✓	L	L	✓	✓	X	X	L	L	✓	✓	✓	✓	✓	✓	✓	L	✓	X	✓	✓
98	LTPLFH	galv steel, LFH coated, liquid tight	✓	✓	✓	✓	X	X	X	L	X	✓	✓	L	L	L	X	L	L	L	L	L	X
95	LTPUL	galv steel, PVC coated, liquid tight	✓	✓	✓	✓	X	X	X	L	X	✓	✓	L	L	L	X	L	L	L	L	L	X
95	LTPPU	galv steel, polyurethane coated, liquid tight	✓	✓	✓	X	L	L	L	L	X	✓	✓	X	✓	L	✓	L	X	✓	X	X	X
95	LTPPUAS	galv steel, polyurethane coated, liquid tight	✓	✓	✓	X	L	L	L	L	X	✓	✓	X	✓	L	✓	L	X	✓	X	X	X
95	LTPSS	stainless steel, pvc coated, liquid tight	✓	✓	✓	✓	X	X	X	L	X	✓	✓	L	L	L	X	L	L	L	L	L	X
96	LTBRDP	galv steel, braided core, pvc coated, liquid tight	✓	✓	✓	✓	X	X	X	L	X	✓	✓	L	L	L	X	L	L	L	L	L	X
96	LTBRDLFH	galv steel, braided core, LFH coated, liquid tight	L	L	L	✓	X	X	X	X	X	✓	✓	X	L	✓	X	X	X	✓	X	X	X
106	LTPBRD	galv steel, rubber coated, SS316 overbraid	✓	L	L	✓	✓	X	X	L	L	✓	✓	✓	✓	✓	✓	✓	L	✓	X	✓	✓
108	LTP-FG	galv steel, pvc coated, liquid tight	L	L	L	✓	X	X	X	L	X	✓	✓	L	L	L	X	L	L	L	L	L	X
108	LTBRDP-FG	galv steel, pvc coated, liquid tight	L	L	L	✓	X	X	X	L	X	✓	✓	L	L	L	X	L	L	L	L	L	X
108	LTPSS-FG	stainless steel, pvc coated, liquid tight	✓	✓	✓	✓	X	X	X	L	X	✓	✓	L	✓	L	X	L	L	L	L	L	X
108	AFC UL-FG	Zinc coated, galvanised low carbon steel strip	L	C	X	L	X	✓	X	X	X	✓	C	L	X	C	X	X	C	L	X	X	X
110	FL	galvanised steel, pliable	✓	✓	✓	X	✓	X	✓	✓	✓	✓	✓	✓	✓	✓	✓	✓	✓	X	X	X	X
111	FLP	galvanised steel, pvc coated, pliable	X	X	X	L	X	X	X	L	X	✓	✓	L	L	L	X	L	L	L	L	✓	L
112	LFHP	galvanised steel, LFH coated, pliable	L	L	L	✓	X	X	X	X	X	✓	✓	X	X	✓	X	X	X	✓	X	X	X
112	FB	galvanised steel, galv steel overbraid	✓	✓	✓	X	✓	X	✓	✓	✓	✓	✓	✓	✓	✓	✓	✓	✓	X	X	X	X
114	FUSSB	galvanised steel, SS316 overbraid	✓	✓	✓	X	✓	X	✓	✓	✓	✓	✓	✓	✓	✓	✓	✓	✓	X	X	X	X
114	FSB	galv steel, pvc, galv steel overbraid	X	X	X	L	X	X	X	X	X	✓	✓	L	L	X	X	X	X	L	L	✓	X
116	LFHUBRD	galv steel, LFH coated, SS316 overbraid	L	L	L	✓	X	X	X	X	X	✓	✓	X	X	✓	X	X	X	✓	X	X	X
116	FSS	stainless steel corrugated	✓	✓	✓	✓	✓	X	✓	✓	✓	✓	✓	✓	✓	✓	✓	✓	✓	✓	✓	X	X
118	FSSBRD	stainless steel corrugated, overbraid	✓	✓	✓	✓	✓	X	✓	✓	✓	✓	✓	✓	✓	✓	✓	✓	✓	✓	✓	X	X
118	FPRSS	PA6 corrugated, SS316 overbraid	✓	✓	✓	L	✓	X	✓	✓	X	✓	L	X	✓	✓	✓	✓	✓	✓	✓	X	X
118	FPRTC	PA6 corrugated, tinned copper overbraid	✓	✓	✓	L	✓	X	✓	✓	X	✓	L	X	✓	✓	✓	✓	✓	X	X	X	X
118	FPISS	PA12 corrugated, SS316 overbraid	✓	✓	✓	L	✓	L	✓	✓	X	✓	L	X	✓	L	L	✓	L	✓	✓	X	X
118	FPIHSS	PA12 corrugated, SS316 overbraid	✓	✓	✓	L	✓	L	✓	✓	X	✓	L	X	✓	L	L	✓	L	✓	✓	X	X
118	FPHIRLSS	PA12 corrugated, SS316 overbraid	✓	✓	✓	L	✓	L	✓	✓	X	✓	L	X	✓	L	L	✓	L	✓	✓	X	X

key

✓ good resistance
L limited resistance
PP suitable with polypropylene fittings
SS suitable with stainless steel fittings
X poor resistance
C consult us

Technical Data

Resistance to Chemicals

Atkore Flexicon

Visit our website and use our conduit selector tool to see chemical resistance properties.



HYDROGEN PEROXIDE (30%)	HYDROGEN PEROXIDE (60%)	LACTIC ACID	LUBRICATING OIL	METHANOL	METHYL BROMIDE	MEK	NITRIC ACID (10%)	NITRIC ACID (60%)	OXALIC ACID	OZONE (GAS)	PARAFFIN OIL	PETROL	PHENOL	SEA WATER	SILVER NITRATE	SKYDROL	SODIUM CHLORIDE	SODIUM HYDROXIDE (10%)	SODIUM HYDROXIDE (60%)	SULPHUR DIOXIDE (GAS)	SULPHURIC ACID (10%)	TOLUENE	TRANSFORMER OIL	1,1,1-TRICHLOROETHANE	TRICHLOROETHYLENE	TURPENTINE	VEGETABLE OIL	VINYL ACETATE	WATER	WHITE SPIRIT	ZINC CHLORIDE	
×	×	×	✓	✓	✓	✓	×	×	×	×	✓	✓	✓	×	×	✓	×	×	×	×	×	✓	✓	×	×	✓	✓	×	×	✓	×	FU
✓	✓	✓	✓	✓	✓	✓	×	×	✓	✓	✓	✓	✓	SS	✓	✓	SS	✓	L	×	✓	✓	✓	✓	✓	✓	✓	✓	✓	✓	✓	SSU
✓	✓	L	L	×	×	×	✓	✓	×	L	L	×	×	×	✓	×	×	✓	L	×	×	×	L	×	×	L	L	×	✓	L	✓	FSU
×	×	L	✓	L	×	✓	×	×	L	×	✓	✓	×	×	✓	✓	×	✓	✓	×	×	✓	✓	✓	L	✓	✓	L	✓	✓	×	FNU
×	×	✓	L	×	×	×	✓	×	✓	✓	×	×	×	×	✓	×	✓	✓	✓	×	×	L	L	L	L	×	L	×	✓	×	✓	LFHU
L	×	L	L	L	×	L	×	×	L	L	L	✓	×	×	L	×	✓	L	×	L	L	×	L	×	×	×	✓	×	✓	L	L	FPU
L	×	L	✓	×	×	L	L	×	✓	L	×	L	L	SS	✓	×	SS	✓	✓	×	SS	×	L	×	×	L	✓	×	✓	L	×	LTP
L	×	L	✓	×	×	L	L	×	✓	L	×	L	L	SS	✓	×	SS	✓	✓	×	SS	×	L	×	×	L	✓	×	✓	L	×	LTPAS
L	×	L	L	✓	L	✓	✓	✓	✓	L	✓	✓	✓	SS	✓	✓	SS	✓	×	✓	SS	×	×	L	×	×	✓	✓	✓	×	✓	LTPHC
L	×	L	L	×	×	×	L	×	✓	L	L	L	L	SS	✓	×	SS	✓	✓	×	SS	×	L	×	×	L	L	×	✓	L	×	LTPLFH
L	×	L	✓	×	×	×	L	×	✓	L	✓	L	L	SS	✓	×	SS	✓	✓	×	SS	×	L	×	×	L	✓	×	✓	L	×	LTPUL
L	×	L	L	L	×	L	×	×	L	L	L	✓	×	SS	L	×	✓	L	×	L	L	×	L	×	×	×	✓	×	✓	L	L	LTPPU
L	×	L	L	L	×	L	×	×	L	L	L	✓	×	SS	L	×	✓	L	×	L	L	×	L	×	×	×	✓	×	✓	L	L	LTPPUAS
L	×	L	✓	×	×	×	L	×	✓	L	✓	L	L	SS	✓	×	SS	✓	✓	×	SS	×	L	×	×	L	✓	×	✓	L	×	LTPSS
L	×	L	✓	×	×	L	L	×	✓	L	✓	L	L	SS	✓	×	SS	✓	✓	×	SS	×	L	×	×	L	✓	×	✓	L	×	LTBRDP
×	×	✓	L	×	×	×	✓	×	✓	✓	×	L	×	SS	✓	×	✓	✓	✓	×	×	L	L	L	L	×	L	×	✓	×	✓	LTBRDLFH
L	×	L	L	✓	L	✓	✓	✓	✓	L	✓	✓	✓	L	✓	✓	SS	✓	×	✓	SS	×	×	L	×	×	✓	✓	✓	×	✓	LTPBRD
L	×	L	✓	×	×	L	L	×	✓	L	×	L	L	SS	✓	×	SS	✓	✓	×	SS	×	L	×	×	L	✓	×	✓	L	×	LTP-FG
L	×	L	✓	×	×	L	L	×	✓	L	×	L	L	SS	✓	×	SS	✓	✓	×	SS	×	L	×	×	L	✓	×	✓	L	×	LTBRDP-FG
L	×	L	✓	×	×	×	L	×	✓	L	✓	✓	L	SS	✓	×	SS	✓	✓	×	SS	×	L	×	×	L	✓	×	✓	L	×	LTPSS-FG
L	×	C	✓	C	×	×	✓	×	✓	C	C	C	L	✓	×	×	C	✓	✓	C	✓	×	C	×	×	×	✓	C	✓	C	✓	AFC UL-FG
×	×	×	✓	✓	✓	✓	×	×	×	×	✓	✓	✓	×	×	✓	×	×	×	×	×	✓	✓	×	×	✓	✓	×	×	✓	×	FL
✓	✓	L	L	×	×	×	✓	✓	L	L	L	×	L	L	✓	×	L	✓	L	×	×	×	L	×	×	L	L	×	✓	L	✓	FLP
×	×	✓	L	×	×	×	✓	×	✓	✓	×	×	×	L	✓	×	✓	✓	✓	×	×	L	L	L	L	×	L	×	✓	×	✓	LFHP
×	×	×	✓	✓	✓	✓	×	×	×	×	✓	✓	✓	×	×	✓	×	×	×	×	×	✓	✓	×	×	✓	✓	×	×	✓	×	FB
×	×	×	✓	✓	✓	✓	×	×	×	×	✓	✓	✓	×	×	✓	×	×	×	×	×	✓	✓	×	×	✓	✓	×	×	✓	×	FUSSB
×	×	×	L	×	×	×	×	×	×	×	L	×	×	×	×	×	×	×	×	×	×	×	L	×	×	L	L	×	×	L	×	FSB
×	×	✓	L	×	×	×	✓	×	✓	✓	×	×	×	×	✓	×	✓	✓	✓	×	×	L	L	L	L	×	L	×	✓	×	✓	LFHUBRD
✓	✓	✓	✓	✓	✓	✓	×	×	✓	✓	✓	✓	✓	SS	✓	✓	SS	✓	L	×	✓	✓	✓	✓	✓	✓	✓	✓	✓	✓	✓	FSS
✓	✓	✓	✓	✓	✓	✓	×	×	✓	✓	✓	✓	✓	SS	✓	✓	SS	✓	L	×	✓	✓	✓	✓	✓	✓	✓	✓	✓	✓	✓	FSSBRD
×	×	L	✓	L	×	✓	×	×	L	×	✓	✓	×	L	✓	✓	✓	✓	✓	×	×	✓	✓	✓	L	✓	✓	L	✓	✓	×	FPRSS
×	×	×	✓	L	×	✓	×	×	×	×	✓	✓	×	×	×	×	×	×	×	×	×	✓	✓	×	L	✓	×	L	✓	✓	×	FPRTC
×	×	L	✓	L	×	✓	×	×	L	×	✓	✓	×	L	✓	✓	✓	✓	L	×	×	✓	✓	✓	×	✓	✓	L	✓	✓	×	FPISS
×	×	L	✓	L	×	✓	×	×	L	×	✓	✓	×	L	✓	✓	✓	✓	L	×	×	✓	✓	✓	×	✓	✓	L	✓	✓	×	FPIHSS
×	×	L	✓	L	×	✓	×	×	L	×	✓	✓	×	L	✓	✓	✓	✓	L	×	×	✓	✓	✓	×	✓	✓	L	✓	✓	×	FPHIRLSS

The chart above is based on exposure to single chemicals at room temperature and should be used as a selection guide. For additional chemicals, higher concentrations, elevated temperatures or combinations of chemicals, please call +44 (0)1675 466900 for technical advice.

Technical Data

Thread Data and Cable Carrying Capacity

Metric

Standard thread conforming to EN60423

Thread size	External thread outside diameter (mm)	Internal thread inside diameter (mm)	Pitch mm
M12	12.0	10.4	1.5
M16	16.0	14.4	1.5
M20	20.0	18.4	1.5
M25	25.0	23.4	1.5
M32	32.0	30.4	1.5
M40	40.0	38.4	1.5
M50	50.0	48.4	1.5
M63	63.0	61.4	1.5
M75	75.0	73.4	1.5
M85	85.0		

PG

German standard thread conforming to DIN40430

Thread size	External thread outside diameter (mm)	Internal thread inside diameter (mm)	Pitch mm
PG7	12.5	11.3	1.27
PG9	15.2	13.9	1.41
PG11	18.6	17.3	1.41
PG13.5	20.4	19.1	1.41
PG16	22.5	21.2	1.41
PG21	28.3	26.8	1.59
PG29	37.0	35.5	1.59
PG36	47.0	45.5	1.59
PG42	54.0	52.5	1.59
PG48	59.3	57.8	1.59

NPT

American taper pipe thread conforming to ANS/ASME B1.20.1 - 1983

Thread size (inches)	External thread max outside diameter (mm)	Pitch mm
3/8"	17.4	1.14
1/2"	21.5	1.81
3/4"	27.0	1.81
1"	33.6	2.21
1 1/4"	42.3	2.21
1 1/2"	48.5	2.21
2"	60.6	2.21

PF / gas

Japanese conduit thread conforming to JIS B 0202

Thread size (inches)	External thread outside diameter (mm)	Internal thread inside diameter (mm)	Pitch mm
1/2"	21.0	18.6	1.81
3/4"	26.4	24.1	1.81
1"	33.3	30.3	2.31
1 1/4"	41.9	39.0	2.31
1 1/2"	47.8	44.8	2.31
2"	59.6	56.7	2.31

UNEF / UNS / UN

American unified thread conforming to BS1580 used on circular connectors

UNEF Imperial sizes	Thread size (inches)	External thread outside diameter (mm)	Internal thread inside diameter (mm)	Pitch mm
5/8" - 24 UNEF	5/8"	15.9	14.7	1.06
3/4" - 20 UNEF	3/4"	19.1	17.7	1.27
7/8" - 20 UNEF	7/8"	22.2	20.9	1.27
1" - 20 UNEF	1"	25.4	24.0	1.27
1 3/16" - 18 UNEF	1 3/16"	30.2	28.6	1.41
1 1/4" - 18 UNEF	1 1/4"	31.8	30.2	1.41
1 3/8" - 18 UNEF	1 3/8"	34.9	33.4	1.41
1 7/16" - 18 UNEF	1 7/16"	36.5	35.0	1.41
1 3/4" - 18 UNS	1 3/4"	44.5	42.9	1.41
2" - 18 UNS	2"	50.8	49.3	1.41
2 1/4" - 18 UN	2 1/4"	57.2	55.4	1.41

Cable carrying capacity

UK wiring regulations BS7671, recommend that the total cross sectional area of the sum of the individual cables should not exceed 40% of the cross sectional area of the conduit. The nominal cross sectional area of single-core, stranded, PVC insulated cables is provided as a guide only. Other cables may have different dimensions.

Nominal conductor size (mm^2)	Nominal overall cross sectional area (mm^2) of cable
1.0	6.6
1.5	7.6
2.5	9.6
4.0	14.5
6.0	18.8
10.0	29.3
16.0	40.2
25.0	63.8
35.0	83.5
50.0	113.0
70.0	149.0
95.0	204.0

Example: is LTP20 suitable for five $4.0mm^2$ cables?

- The total cross sectional area of the conductors is $5 \times 14.5mm^2 = 73mm^2$
- The cross sectional area of LTP20 is $3.142 \times [\text{inside diameter}]^2 = 201mm^2$
  2
- % of conduit cross sectional area $\frac{73}{201} = 36\%$

This is less than 40%; therefore this conduit is suitable for this combination of cables.

Technical Data

IP Rating and Technical Guidance

IP ratings guide

(Ingress Protection to BS EN IEC 60529)

IP68

1st digit - protection against solid objects

0	No protection
1	Protected against objects greater than 50mm
2	Protected against objects greater than 12mm
3	Protected against objects greater than 2.5mm
4	Protected against objects greater than 1.0mm
5	Ingress of dust is not totally prevented but dust does not enter in harmful quantities
6	No ingress of dust

IP68

2nd digit - protection against water

0	No protection
1	Protected against falling drops
2	Protected against drops falling at 15°
3	Low pressure spray – similar to shower head - up to 60° from vertical
4	Low pressure spray – similar to shower head – from any angle for 5 minutes
5	Medium pressure jet – similar to garden hose – from any angle for 3 minutes
6	High pressure jet – similar to fire hose – from any angle for 3 minutes
7	Submersion at 1 metre for 30 minutes
8	Higher water pressure eg: 2 bar for 2 hours. Conduits are tested in-house at up to 10 bar. (equivalent to 100m underwater)
9	Steam clean, high pressure high temp jet wash

Buyer Beware

IP tests are type tests of short duration and do not guarantee long term performance. EN 60529 states that equipment conforming to IP67 or IP68 cannot be assumed to meet IP66 and that the manufacturer shall declare the pressure and duration of the test, for example, FPAX 2 bar for 2 hours.

Technical guidance

Application advice

Flexicon can offer impartial advice on which of our wide range of conduit systems are most suited to your application. Factors which may be important include:-

- Compression strength
- Tensile strength
- Impact strength
- Temperature range
- Flexibility
- Fatigue life
- Electrical insulation or continuity
- IP rating
- Chemical resistance
- Corrosion resistance
- Abrasion resistance
- UV resistance
- Anti vibration
- Fire performance
- EMC screening
- Dimensions
- Weight

Standards, performance and approvals

Flexicon conduits and fittings are manufactured by Flexicon to comply with the IEC and European conduit standard BS EN IEC 61386 - see classification table below.

Certain tests are carried out internally by Flexicon, other testing is carried out externally by accredited test laboratories. Specific test reports are available upon request.

Vibration and shock testing to EN61373 Cat 2.

Certain conduit systems have been tested and approved to the relevant parts of the Australian Standard AS/NZS 2053:3 2001. Where product performance data over and above the requirements of BS EN IEC 61386 is provided e.g: Low Fire Hazard testing and EMC screening, other appropriate standards have been used.

Cable glands are manufactured to EN 50262.

Classification of conduit systems to BS EN IEC 61386

Level	1st digit Compression Strength N/50mm	2nd digit Impact Strength Joules at min temp	3rd digit Minimum Temp deg C	4th digit Maximum Temp deg C	5th digit Conduit Type	6th digit Electrical Properties	7th digit IP Rating Solids	8th digit IP Rating Water	9th digit Corrosion Resistance (water)	10th digit Tensile Strength N	11th digit Flame Propagation	12th digit Suspended Load N/48hr
0						None declared		0	None declared	None declared		
1	V. Light (125)	V. Light (0.5)	5	60	Rigid	Continuous		1	Low in & out	V. Light (100)	Non Flame Propagating	V. Light (20)
2	Light (320)	Light (1)	-5	90	Pliable	Insulating		2	Medium in & out	Light (250)	Flame Propagating	Light (30)
3	Medium (750)	Medium (2)	-15	105	Pliable self recoving	Continuous + Insulating	3	3	Medium in & high out	Medium (500)		Medium (150)
4	Heavy (1250)	Heavy (6)	-25	120	Flexible		4	4	High in & out	Heavy (1000)		Heavy (450)
5	V. Heavy (4000)	V. Heavy (20)	-45	150			5	5		V. Heavy (2500)		V. Heavy (850)
6				250			6	6				
7				400				7				

Atkore™ Flexicon

Technical Data

Installation Instructions

Scan me

Scan to visit our **Channel** to see our latest videos

Cutting Conduit

Non-Metallic



Non-metallic conduits to 34mm can be easily cut with Flexicon Conduit Cutters, part no. CC01. Use CC02 for sizes up to 67mm. Drop the blade into a corrugation and squeeze and twist until conduit is cut 50% through. Cut the remaining 50% without twisting to achieve a square cut.

Metallic

Metallic conduits should be cut with a fine tooth (32 TPI) hacksaw or bandsaw. Ensure you make a straight vertical cut. Our clamping vice, part no. BSB makes the use of a hacksaw much easier.

Overbraided



Cutting of overbraided conduit is made much easier by tightly wrapping self adhesive tape around the conduit and sawing through the middle of the tape. The tape should be removed after cutting if EMC screening is required. Ensure you make a straight vertical cut.

Note: Conduit length is measured under light tension. When cutting an exact number of lengths from a reel (e.g. 5 x 5m from 25m) please take into account the length tolerance of the reel and each cut length.

Non-Metallic Fittings

FPA & Ultra™ Fitting



Our range of non-metallic conduit fittings, Flexicon Ultra™, Flexilok®, FPA and FPAX are all push fit fittings which are quick to assemble once you have cut the conduit to length.

FPA & Ultra™

For Ultra™, Flexilok® and FPA fittings simply push the conduit into the end of the fitting with a slight twist until it will go no further. Pull back slightly to ensure the locking teeth mechanism has engaged with the corrugations.

FPAX

The FPAX fitting features a conduit seal to provide an IP rating up to IP69. This simply fits onto the end of the conduit before the fitting is connected to the conduit. To aid assembly moisten this seal. For a one piece fitting with an IP69 rating use Ultra™ (An FPA fitting cannot be uprated to IP69 with the addition of a seal). Pull back slightly to ensure the locking teeth mechanism has engaged with the corrugations.

To remove the Ultra™, FPA or FPAX fittings simply insert a small screwdriver into the screwdriver slot and move the screwdriver handle towards the "off" position. Remove the screwdriver then manually twist the cap further towards the off position - the fitting can then be released from the conduit. Once removed, the fitting can be reused by simply twisting the cap so that the screwdriver slot lines up with the ON position.

Scan me

Scan to view our **videos**

Metallic Fittings

FSU Conduit

Our fitting's components are supplied part assembled to illustrate how they go together. Our C type fittings consist of a compression nut, an elastomeric seal, an insert and a body.

Insert being fitted

Firstly place the back nut on the conduit followed by the seal (note the orientation). Next, screw the insert into the end of the conduit until this gives a secure fit.

Attaching the body

Bring the body to mate with the back nut. Metal fittings should be tightened with grips or spanner to ensure security and IP rating.

Technical Data

EMC & Installation Instructions

EMC Screening Using Pliable Conduit

To obtain EMC screening on pliable FLP conduit, the outer plastic sheath must be trimmed back prior to assembly of the fitting to ensure good electrical contact with the tapered bore of the fitting body as shown

EMC Screening Performance

Flexicon has classified EMC screening of our products as follows;		
STANDARD EMC SCREEN ★	ENHANCED EMC SCREEN ★★	SUPER EMC SCREEN ★★★
Standard 50dB @ IMHz	Enhanced 60dB @ IMHz	Super 70dB @ IMHz

Braid Material		Part number
Galv Steel		LTBRDP, LTBRDP-FG, LTBRDLFH
Galv Steel		FB
Stainless Steel		LFHUBRD, FUSSB, FPRSS, FPISS, FPIHSS, FPIHRLSS, FSSBRD
Tinned Copper		FPRTC, FTCB

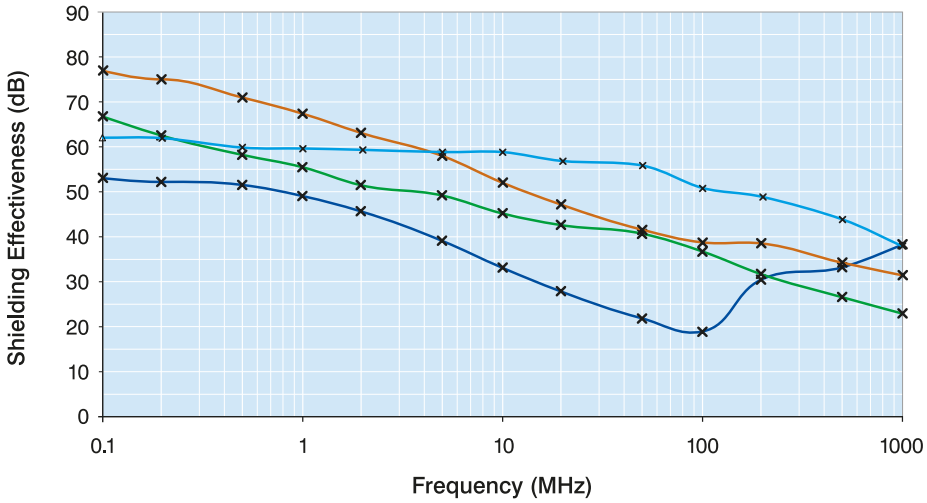



Braided Fittings - Installation

Type C Braided Fittings

Our type-C braided fittings consist of an outer compression nut, an inner compression nut, an elastomeric seal, an insert and a body. Firstly place the outer compression nut on the conduit as per 1. Remove the tape securing the braid and pull back to allow the inner compression nut to be fitted as per 2. Next, fit the elastomeric seal (note the orientation) and screw the insert into the end of the conduit until this gives a secure fit as per 3.

Bring the body to mate with the inner compression nut and secure. Next, bring the back shell to mate with the inner compression nut to secure the braid as per 4. Metal fittings should be tightened with grips or spanner to ensure securing and IP rating as per 5.

Conduit Mounting Options

Conduit Clips and Mounting Channel

Clip Mounting

Clips can be secured using the fixing hole in the base of the clip.



Clips can be located by sliding into the end of the channel. To install, slide the FCL clip in from the end of the channel.

The FCL clips have been designed to easily fit within the channel.

A choice of fixing options are available to securely fasten the FCL clip within or to the channel.

Securing Conduit - FCL Clips and F-Clamps

Fixing Conduit

Ensure the hinged lid is open and insert the conduit from above. The clip size is shown on the clip for easy reference. The clip provides a secure fit whether the hinge is open or closed. The FCL clip includes an internal rib to help locate and retain corrugated conduits. The FCL-P clips do not have this rib and can therefore be used with plain or smooth outer conduits.

Once the conduit is located, close the hinge and listen for a click. The clip does not rely on the hinge to retain the conduit in place however the lid increases conduit retention.

Simple Removal

To remove the conduit insert a small screwdriver where it states OPEN. Push down and lever to release. The hinge should then be free to open.

Fixing Conduit

Fig.1

Fig.2



Fig.3



Fig.4

Our F-Clamp solution is ideal for added security and fixing of conduits which could be subject to vibration, stresses or continuous and repeated movement.
There are various fixing options depending on the installation.

- Fig.1 represents a Weld Plate with an F-Clamp with a Cover Plate.
- Fig.2 represents an elongated Weld Plate with an F-Clamp and a Cover Plate.
- Fig.3 shows an F-Clamp mounted directly onto Channel Profile B using Channel Nuts.
- Fig.4 shows and F-Clamp mounted directly onto Channel Profile B using Channel Nuts with a Cover Plate.

Technical Data

Accessories

The Cover plate sits on top of the F-Clamp and can be used to provide additional strength when using the F-Clamps.

For additional strength the F-Clamps can be mounted onto Weld plates. Flexicon can offer two versions. For further details consult us.

F-Clamp Stacking

The F-Clamps products can be mounted side by side and / or can be stacked vertically. This offers a flexible and adaptable method of support for different conduit sizes.

For stacking arrangements and stacking bolts contact us for further details.

FCLAMP - Dimensions Table

Thread Length Requirements - Dimension Table

FCLAMP	A	B	C	D
FCLAMP-3-16	29	36	39	42
FCLAMP-3-21	29	36	39	42
FCLAMP-4-28	35	42	45	48
FCLAMP-5-34	49	56	59	62
FCLAMP-6-42	58	65	68	71
FCLAMP-7-54	85	92	97	102
FCLAMP-7-67	85	92	97	102
FCLAMP-8-80	110	117	124	129

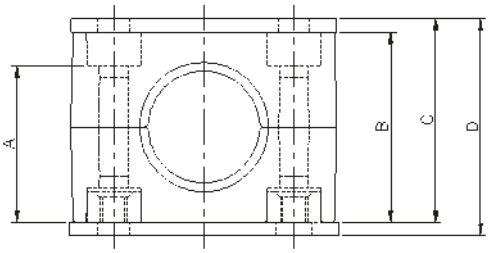

For Stacking Kit please contact Flexicon.

Unistrut Channel Nuts

For a full and comprehensive range of channels and fixing options visit www.aktore.com/unistrut

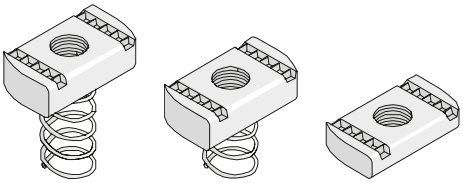

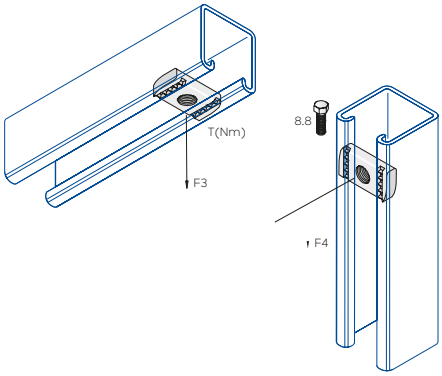

Atkore™ Unistrut

	Part No. ZP	T (Nm)	F3 kN
P1000	PNP06	12	4.20
	PNP08	28	4.70
	PNP10	55	6.00
41	PNP12	70	8.00
41	PNP16	125	10.30
P3300	PNS06	12	4.20
	PNS08	28	4.70
21	PNS10	55	6.00
41	PNS12A	60	6.00
P4000	PNL06	12	4.20
	PNL08	28	4.70
21	PNL10	40	6.00
41	PNL12A	60	8.00

	Part No. SS	T (Nm)	F3 kN
P1000	PNP06	12	4.20
	PNP08	28	4.70
41	PNP10	55	6.00
	PNP12A	70	8.00
41	PNP16	125	10.30
P3300	PNP06	12	4.20
	PNP08	28	4.70
21	PNP10	55	6.00
41	PNP12A	60	6.00

Contact our technical team today for further information.

Atkore Flexicon

Technical Data

Hazardous Areas

Introduction

Hazardous Areas exist where a flammable mixture of gas and air, or dust and air, can exist in large enough quantities and for long enough periods to create a risk of explosion if an ignition source is present. Wherever possible it is important to minimise the risk of explosive mixtures forming and / or the risk of ignition. In the instances where this is impossible or impractical then means of providing a level of protection are required.

This guide will briefly explain how people and plant can be protected in hazardous areas. The guide is particularly focussed towards applications for the Flexicon EXD conduit gland and is not intended to be a full guide to hazardous areas. Users of this conduit gland should be fully qualified, competent and conversant with hazardous area requirements.

Flammable Mixtures & Ignition Sources

Flammable gases when mixed with air can be explosive. Gases are categorised into 3 groups with Group A being the least explosive and Group C being the most explosive. Equipment is also classified from T1 to T6 according to maximum allowed temperature of the equipment to prevent ignition of the gas/ air mixture it is designed to work in. Certain fine dusts dispersed in air can also be explosive. Ignition sources include: sparking due to static discharge, electrical arcs, lightning, hot engine exhaust, hot equipment and heat from chemical reactions.

Hazardous Area Zones

The level of risk in hazardous areas is defined by a zoning system.

ZONE 0

Zone 0
A place in which an explosive atmosphere consisting of a mixture with air of dangerous substances in the form of gas, vapour or mist is present continuously or for long periods or frequently.

ZONE 1

Zone 1
A place in which an explosive atmosphere consisting of a mixture with air of dangerous substances in the form of gas, vapour or mist is likely to occur in normal operation occasionally.

ZONE 2

Zone 2
A place in which an explosive atmosphere consisting of a mixture with air of dangerous substances in the form of gas, vapour or mist is not likely to occur in normal operation but, if it does occur, will persist for a short period only.

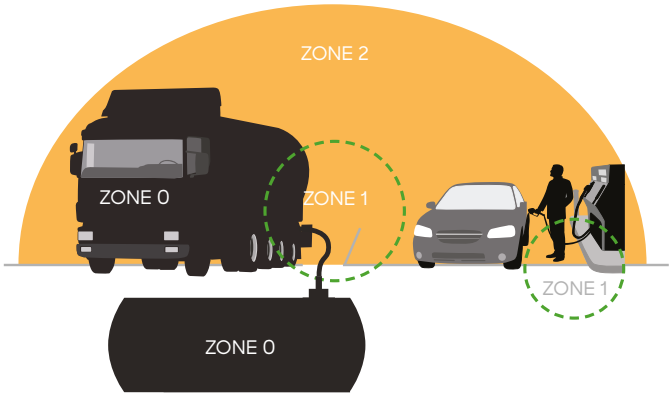

Combustible Dust Hazards

IEC 60079-31 - Electrical apparatus for use in the presence of combustible dust.

ZONE 20

Zone 20
A place in which an explosive atmosphere in the form of a cloud of combustible dust in air is present continuously, or for long periods or frequently.

ZONE 21

Zone 21
A place in which an explosive atmosphere in the form of a cloud of combustible dust in air is likely to occur in normal operation occasionally.

ZONE 22

Zone 22
A place in which an explosive atmosphere in the form of a cloud of combustible dust in air is not likely to occur in normal operation but, if it does occur, will persist for a short period only.

Flexicon's EXD barrier glands range can be used in Zone 1 and Zone 2 areas where Group A, B or C gases are present. As the gland does not add to the temperature of the enclosure, it does not have a temperature classification and so can be used with all temperature classes. Flexicon's EXD barrier glands can be used in Zone 20, Zone 21 and Zone 22 where explosive dust may be present.

Anti-Static Applications

AS ANTI-STATIC

Clause 7.4 of EN60079-0 refers to the avoidance of a build-up of electrostatic charge on Group I or Group II electrical equipment. Electrical equipment shall be so designed that under normal conditions of use, maintenance and cleaning, danger of ignition due to electrostatic charges shall be avoided. This requirement is satisfied by suitable selection of the material so that surface resistance complies with either of the limits given below when measured in accordance with 26.13;

$10^{9}\Omega$ measured at (50 ± 5) % relative humidity; or
$10^{11}\Omega$ measured at (30 ± 5) % relative humidity.

Installation

Watch the Connectabox™ animation now!

For instructions on how to install, upgrade and to experience all of the benefits of Connectabox™ please watch the Connectabox animation using the QR code for a direct link.

Scan me

Watch the **Connectabox™** animation now!

Examples of configurations:

DIN Rail Insert Plate & DIN

4 way with Splicing Connector

3 Way using Blanking Plug (different size conduits)

Multi Way using Flexible Conduit & Cable Glands

Accessory fitting guide

1. Align slot in conduit fitting and index mark on box. Lubricate O-ring before installation.

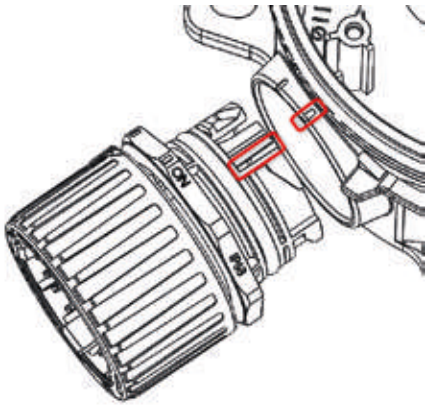

2. Push fitting fully home into box and rotate until it clicks. Fitting is now fully assembled.

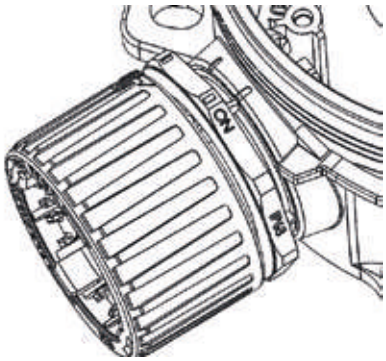

3. To remove fitting, push down on tab, rotate fitting to release and withdraw.

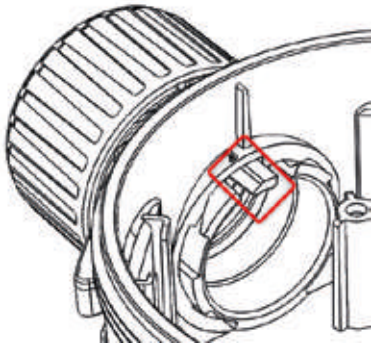

Note-fittings cannot be removed whilst box lid is in place

Accessory fitting guide for user drilled holes

When using genuine Flexicon accessories in a correctly sized hole with a sealing washer and nut correctly torqued up, the IP of the assembled unit will be maintained to the rating stated for the accessory.

Warning Use of third party accessories may affect the IP rating of the assembled unit.

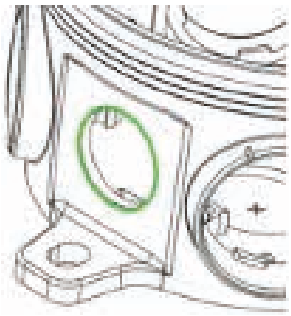

Flexicon Non-Metallic Conduit

The Flexicon Connectabox™ Fittings are compatible with 16 Flexicon Non-Metallic flexible corrugated conduits. IP ratings quoted within this brochure are based on using Flexicon Conduit. Flexicon cannot guaranteed IP ratings if other brands of conduit are used.

For help choosing the most suitable conduit for your application, check out the FlexiApp.

Scan me

Scan and use our **FlexiApp** now!

Technical Data

Product Testing & Approvals

Compliance with international standards

Our products have been designed to be compliant with international standards from EN, NFF, DIN, BS, ASTM and UL. We have extensive third party and in house testing to support product performance.
Flexicon has been assessed and certified in accordance with the International Railway Industry Standard (IRIS) for the activities of Design and Development and Manufacturing for the scope of certification: 20 (Single railway components) Design, development and manufacture of Flexible Conduit Cable Protection Systems.

Tested to Extremes



Our products have been tested to the extremes to ensure suitability for technically demanding environments.

For example, to demonstrate the Ingress Protection performance to IP68 we've tested our products for Ingress Protection to 1 metre depth for a period of 72 hours, far beyond the requirements of the BS EN IEC 60529.

We've also tested our products for 2 Bar (equivalent to 20 metre depth) for a period of 1 hour. These tests are conducted at minimum bend radius.

Customer Tests

Testing rig with FPHIRL

FPHIRL different sizes

With Brass threaded Flexicon fittings

Fatigue Life – Simulation of minimum 35 years service – >1million cycles

Customers are looking for confidence and reassurance in the materials / products they are using and often specify performance tests that are far in excess of any product standards which may be too generic or perhaps not arduous enough due to specific hazards or risks. A good example is a fatigue life test to represent a service life of 35 years for conduit used for Intercar jumpers. This test was conducted over 1 million cycles with no point of failure so we can clearly demonstrate servicable lifetimes beyond 1 million cycles.

Testing and Approvals

Other Product Testing

- Vibration and Shock Testing to EN 61373 Cat 2
- UV testing to UL 1660, 1,000 hour xenon arc
- Extended UV testing, 13,000 hour xenon arc
- 1,000 hours salt spray testing for corrosion
- Fire performance testing including flammability, smoke, toxicity, halogen content and fire load - see page 148
- Electrical insulation testing to EN 61386 and ASTM D 495 and 3638
- Enviromental - 2 weeks at 95˚C - 90%rh
  - 2 weeks at 105˚C
- Direct lightning strike of conduit and fixed fittings
- Low temperature impact testing
- EMC screening performance
- Anti-static testing
- Food contact testing to EU 10 2011

International and National Conduit Standards

- BS EN IEC 61386-1 Conduit Systems, generally accepted worldwide other than North America
- BS EN IEC 61386-23 Flexible Conduit Systems
- BS EN IEC 61386-22 Pliable Conduit Systems
- AS/NZS 2053, Australia and New Zealand but based on IEC 61386
- UL 1660, Non-metallic UL listed conduit for North America
- UL 360, Metallic UL listed conduit for North America
- UL 514B, UL listed conduit fittings for North America
- UL 1696, Non-metallic UL recognised conduit systems for North America

Datasheets & Technical Info

We pride ourselves on the rigorous testing and approvals we apply to our products.

To give you confidence and help you select the correct products for your application we can provide Technical datasheets for all our products, documenting performance properties and key specification information.

Our datasheets are available on request and provide supplementary information on;

- Key Dimensions - Line Drawing (Full 3D CAD models also available)
- Construction and Materials
- Product Features & Applications
- Testing and Approvals - Report details and Test Certificate Numbers
- Performance data - e.g. HL Classifications, LOI % etc



Atkore™ Flexicon

Fire Performance

The reaction of products in the event of a fire is critical when it comes to effective product specification. There are recognised national and international standards related to products performance and reaction to fire. Flexicon can offer a wide range of conduit systems which have been independently tested.

Low Fire Hazard systems are required to protect the public, personnel and property in the event of a fire and are demanded by specifiers, Industry Bodies, Train and Network Operators, fire services and even insurers.

At Flexicon we define a Low Fire Hazard product by having all of the following properties:

Highly Flame Retardant

To prevent a fire starting or limit its development if one does start.

Low Smoke

Emission in the event of a fire to enable personnel to see their way to escape.

Low Toxicity

In the event of a fire to ensure personnel are not overcome during their escape.

Halogen Free

Gives an indication of low smoke and low toxicity. It also rules out halogen acid gas emission - a fact that is of interest to insurers as acid smoke can destroy computer equipment and damage the structure of a building. Halogens are Fluorine, Chlorine, Bromine and Iodine.

Methods of Assessing Fire Performance

Flame Retardancy The minimum requirement is self-extinguishing according to the worldwide conduit system standard BS EN IEC 61386 where a vertical sample of conduit is exposed to a 1kW burner and must extinguish within 30 seconds of the removal of the flame. The char must not have travelled more than a certain distance up the sample and there must be no flaming droplets. Fittings are tested by means of a 750°C glow wire test.
To assess how flame retardant a material is, the normal test method is to measure the Limiting Oxygen Index (LOI) according to BS EN ISO 4589-2 which determines the percentage of oxygen that needs to be present to support combustion. The higher the LOI percentage, the greater the flame retardancy of the material. Oxygen present in normal air is approx. 21%.
Another method is the glow wire test, BS EN IEC 60695-2, which applies a glow wire to a plaque of material at 750°C, 850°C or 960°C.
UL94 is an Underwriters Laboratories standard that measures the rate of burning up a vertical test plaque, category V0 is the most flame retardant followed by V1 and V2. There is a category HB but this indicates that the material is flammable even along a horizontal test plaque.

Low Smoke emission There are a number of fire tests, mainly from the rail industry, where a specified sample of material is burnt under controlled conditions in a given size smoke chamber and the smoke obscuration of a defined beam of light is measured. Although the different tests are similar, the results and the requirements are different.

Low Toxicity There are a number of fire tests, mainly from the rail industry, where a specified sample of material is burnt under controlled conditions in a given size smoke chamber and the fumes are analysed for various gases, the concentration of each gas is then multiplied by its toxic potency to give a toxicity index.
Although the different tests are similar, the results and the requirements are different.
If halogens, sulphur or phosphorus are present in a material, it is unlikely to pass the low toxicity tests.

Halogen Free The Halogens are fluorine, chlorine, bromine and iodine. Chlorine is the most common in PVC, fluorine is in fluoro-polymers and bromine appears in flame retardants. All of them give off highly toxic fumes and thick smoke. A material cannot be considered as Low Fire Hazard if it contains halogen.
However a halogen free material is not necessarily Low Fire hazard as it may not be low toxicity, low smoke and highly flame retardant.
Halogen content is assessed by various chemical tests and analytical techniques.

Fire Performance

Our product development programme involves extensive testing to the latest Rail Industry standards to ensure the safety of our products, thus providing confidence for specifiers and consultants when it comes to their reaction to fire.

EN 45545 - European Fire Safety

This new European standard is rapidly replacing national standards in Europe and consists of 7 parts.

Conduit performance is quoted to EN 45545-2. R22 is for interior parts and R23 is for exterior parts.

There are three defined levels of performance related to the reaction of fire, HL1, HL2 and HL3. HL3 is the highest level of performance when it comes to the reaction to fire, and will be specified for higher risk applications.

BS 6853

This UK standard relates to passenger rolling stock and are classified into two main categories depending on the operating environment.

Category I relates to Underground applications, which is then sub divided into 2 parts, depending on operating conditions.

Category II relates to Surface stock.

TFL S1085 - Transport for London

This standard is used by London Underground to control the materials used throughout their Underground and Crossrail System.

This standard considers flammability, smoke and toxic fume emissions and includes tests from BS 6853.

Products approved for use have APR numbers.
Flexicon's range of conduit systems have 6 Certificates, covering 11 products as Authorised for use.
Certificate No. 296, conduit types FU, SSU and FUSSB.
Certificate No. 297, conduit types LFHU, LFHUBRD & LFHP.
Certificate No. 298, conduit types FPR and FPRSS.
Certificate No. 658, conduit type LTBRDLFH.
Certificate No. 2020, conduit type LTPLFH.
Certificate No. 2624, EXD barrier glands.

Flexicon products tested to;

EN 45545-2

NFPA 130

NFPA 130 - North American Standard

This standard is used by US Rail authorities.
Tests called up by NFPA 130 are ASTM E 162 (for flammability) and ASTM E 662 (for smoke). Other North American standards are: ASTM E 1354 Heat Load, Boeing BSS 7239 Toxicity

NF F 16-101/2

This French rail standard consists of an Ignition rating (I) and a Fume Rating (F).
The lower the number the higher the level of performance when it comes to the reaction to fire.
I2 F2 offers more protection than I3 F2.

DIN 5510

This German standard consists of three elements including Flame Spread, Smoke evolution and Flaming droplets.
Products categorisation looks like this: S4 / SR2 / ST2.

AS/NZS 1530.3 - Australian Standard

This standard is used by Australian Rail.

CEI 11170 - Italian Standard

This standard is used by the Italian Rail. Products categorisation looks like this: LR4.

Russian Fire Safety Certificate - 1374363

Classification of Low Fire Hazard performance (LFH)

INHERENT LOW FIRE HAZARD ★★★

Inherently Low Fire Hazard

These products are made entirely from metals so there is no non-metallic material to burn or create smoke or toxic fumes.
Inherently Low Fire Hazard products include; FU, SSU, FB, FUSSB, FTCB, FSS, FSSBRD and metal fittings.

EXTRA LOW FIRE HAZARD ★★

Extra Low Fire Hazard

These products have a Limiting Oxygen Index of greater than 32% as well as being low smoke and low toxicity.
Extra Low Fire Hazard products include; LFHU, LFHUBRD, LTPLFH, LTBRDLFH, LFHP, FPR, FPRSS, FPIHRL, FPIHRLSS, FPRTC, FPA, FPAX and FPAU fittings.

STANDARD LOW FIRE HAZARD ★

Standard Low Fire Hazard

These products have a Limiting Oxygen Index of greater than 26% as well as being low smoke and low toxicity.
Standard Low Fire Hazard products include; FPAS, FPAH, FPI, FPISS, FPIH, FPIHSS and PA66 fittings.

Atkore Flexicon

Standards and Approvals

FM58347

ISO 9001 - 2015

Flexicon is accredited to ISO 9001 2015 by the British Standards Institution (BSI) for the design and manufacture of conduit systems and accessories. Certificate No FM58347.

BS EN IEC 61386

BS EN IEC 61386

BS EN IEC 61386 is the worldwide standard for conduit systems providing standardised tests and classifications of system performance.

Our Technical Director, sits on the committees of both the IEC (worldwide) and CENELEC (European) that prepare conduit standards.

UKCA

From 1st January 2023 the use of UKCA marking will become mandatory in Great Britain (GB) for product types that are currently CE marked. Businesses have been able to use the UKCA mark since 1 January 2021 to demonstrate their conformity with product standards in England, Scotland and Wales. As our products are intended for global sales, they will carry both CE and UKCA marking on product labels.

CE

Flexicon are marked with the CE mark to show that they comply with the essential requirements of the relevant European Directives.

RoHS

All Flexicon's products meet the requirements of the European RoHS Directive, Restriction of Hazardous substances. This precludes the use of certain toxic materials and heavy metals.

REACH

All Flexicon's products meet the requirements of the European RoHS Directive, Restriction of Hazardous substances. This precludes the use of certain toxic materials and heavy metals.

TT22163

IRIS - International Railway Industry Standard

Flexicon has been assessed and certified in accordance with IRIS for the activities of Design and Development and Manufacturing for the scope of certification: 20 (Single Railway Components) Design, development and manufacture of Flexible Conduit Cable Protection Systems.

Transport for London - TFL

Flexicon have a number of products that have been approved for use by London Underground and Crossrail.

Network Rail - PADS Approval

Flexicon have a number of products approved to the new enhanced PADS approval for Flexible Conduits, Glands and Accessories intended for use in signalling and infrastructure applications. This requirement now includes applications prone to flooding or prolonged immersion under water.

Railway Industry Association (RIA)

Flexicon are active members in the Railway Industry Association.

Hazardous Area Approvals

Flexicon's EXD glands have been independently tested and accredited for ATEX and IECEx Ex d, Ex e and Ex t applications. These glands also have CU-TR approvals.

Our LTP EXE range of fittings have been tested and accredited for both ATEX and IEC Ex. Our LTP-CUL fittings are UL Listed for use in USA and Canada, UL file No. E247502 (ordinary locations). Suitable for use in hazardous locations as per NEC: Article 501 (B)(2), Class I Div 2. Article 502 (A)(2) & (B)(2) Class II Div 1&2. Article 503 (A)(3) & (B)(3) Class III Div 1&2.

Hazardous area products

IEC 60079-1, Ex d Flameproof glands

IEC 60079-7, Ex e Increased Safety glands and conduit fittings

IEC 60079-31, Ex t Dust Ignition Protection glands and conduit fittings

IEC Ex factory approval for the manufacture of Ex d, Ex e and Ex t products by Intertek.

- EN 60079-1, Ex d Flameproof glands

- EN 60079-7, Ex e Increased Safety glands and conduit fittings

ATEX factory approval for the manufacture of Ex d and Ex e products by Intertek.

North American Approvals

Our FPASC nylon conduits from 21mm to 67mm have Underwriters Laboratories (UL) listing for use in USA and Canada to the UL standard UL1660 - File No. E246572.

Our FPAX and FPAU fittings have UL listing to UL514B and CSA standard C22.2 No. 18.3-04. File No. E247502.
Most of Flexicon's nylon conduits (FPAS, FPAL, FPAH, FPR, FPI and FPIH) and fittings (FPA, FPAX, and FLK) have UL recognition to UL 1696 for use in USA and Canada - File No. E229161.
Our LTP-CUL fittings are UL Listed for use in USA and Canada, UL file No. E247502 (ordinary locations). Suitable for use in hazardous locations as per NEC: Article 501 (B)(2), Class I Div 2. Article 502 (A)(2) & (B)(2) Class II Div 1&2. Article 503 (A)(3) & (B)(3) Class III Div 1&2.
FPC conduits and MPC fittings are UL recognised to UL1696 for use in USA and Canada - File No. E229161.
We have tested a selection of our products for UV performance against UL 1660 test criteria (see UL Test Report No. 13CA50836)

Hygienic Applications

EU Regulation 10/2011

EN 1672-2 EN ISO 14159

Flexicon's Hygienic products are manufactured from FDA approved ingredients and have been independently tested to European Food Regulation 10/2011.

Flexicon's Hygienic multipart compression fittings have been designed using principles given in EN1672-2 and EN ISO 14159.

Lloyds Register of Shipping Type Approval

Specific conduit systems from Flexicon have Lloyds Register of Shipping Type Approval having been assessed for suitability for marine and other arduous applications.

UK MOD - NCAGE No. U5256

Flexicon is a registered supplier to the UK Ministry of Defence NCAGE No. U5256 and holds NATO codification numbers for specific conduits.

Atkore™ Flexicon

Part Number Index

Part Number	Page
6701-30-BK	95
6702-30-BK	95
6703-30-BK	95
6704-30-BK	95
6705-24-BK	95
6706-24-BK	95
6707-24-BK	95
AR16B	124
AR21B	124
AR28B	124
AR34B	124
AR42B	124
AR54B	124
B-038-M16	126
B-050-M20	126
B-050-M20-EXD	105
B-075-M20	126
B-075-M20-EXD	105
B-075-M25	126
B-075-M25-EXD	105
B-100-M32	126
B-100-M32-EXD	105
BC16-M16-C	118
BC16-M16-S	118
BC16-PG11-S	118
BC21-M20-C	118
BC21-M20-C90	119
BC21-M20-S	118
BC21-PG16-S	118
BC28-M25-C	118
BC28-M25-S	118
BC28-PG21-S	118
BC34-M32-C	118
BC34-M32-S	118
BC34-PG29-S	118
BC42-M40-C	118
BC42-M40-S	118
BC54-M40-S	118
BC54-M50-C	118
B-M12	124
B-M16	124
B-M16-C	126
B-M16-CG	125
B-M16-CG-EMC	125
B-M16-DSP-EXD	105
B-M16-HSP-EXD	105
B-M16-M20	126
B-M16-M20-EXD	105
B-M16-PG11	126
B-M16-PG7	126
B-M16-PG9	126
B-M16-SP-EXD	105
B-M20	124
B-M20-C	126
B-M20-CG	125
B-M20-CG-EMC	125
B-M20-DSP-EXD	105
B-M20-EMC	124
B-M20-HSP-EXD	105
B-M20-M16	126
B-M20-M16-EXD	105
B-M20-M25	126
B-M20-M25-EXD	105
B-M20-PG11	126
B-M20-PG13	126
B-M20-PG16	126
B-M20-PG21	126
B-M20-PG7	126
B-M20-PG9	126
B-M20-SP-EXD	105
B-M20ST-CG	123
B-M25	124
B-M25-C	126
B-M25-CG	125

Part Number	Page
B-M25-CG-EMC	125
B-M25-DSP-EXD	105
B-M25-EMC	124
B-M25-HSP-EXD	105
B-M25-M20	126
B-M25-M20-EXD	105
B-M25-M32	126
B-M25-M32-EXD	105
B-M25-PG21	126
B-M25-SP-EXD	105
B-M32	124
B-M32-C	126
B-M32-CG	125
B-M32-CG-EMC	125
B-M32-DSP-EXD	105
B-M32-EMC	124
B-M32-HSP-EXD	105
B-M32-M20	126
B-M32-M20-EXD	105
B-M32-M25	126
B-M32-M25-EXD	105
B-M32-M40	126
B-M32-M40-EXD	105
B-M32-PG21	126
B-M32-PG29	126
B-M32-SP-EXD	105
B-M40	124
B-M40-C	126
B-M40-CG	125
B-M40-CG-EMC	125
B-M40-DSP-EXD	105
B-M40-EMC	124
B-M40-HSP-EXD	105
B-M40-M32	126
B-M40-M32-EXD	105
B-M40-M48	126
B-M40-PG29	126
B-M40-SP-EXD	105
B-M50	124
B-M50-C	126
B-M50-CG	125
B-M50-CG-EMC	125
B-M50-DSP-EXD	105
B-M50-HSP-EXD	105
B-M50-M32	126
B-M50-M32-EXD	105
B-M50-M40	126
B-M50-M40-EXD	105
B-M50-PG36	126
B-M50-SP-EXD	105
B-M63	124
B-M63-C	126
B-M63-CG	125
B-M63-DSP-EXD	105
B-M63-HSP-EXD	105
B-M63-M40	126
B-M63-M50	126
B-M63-M50-EXD	105
B-M63-SP-EXD	105
B-M75	124
B-M75-C	126
BM90-16M	126
BM90-20M	126
BM90-25M	126
BM90-32M	126
BM90-40M	126
BM90-50M	126
BM90-PG7	126
B-PG11	124
B-PG11-M16	126
B-PG11-M20	126
B-PG11-PG13	126
B-PG11-PG7	126
B-PG11-PG9	126

Part Number	Page
B-PG13	124
B-PG13-M16	126
B-PG13-M20	126
B-PG13-PG11	126
B-PG13-PG16	126
B-PG13-PG7	126
B-PG13-PG9	126
B-PG16	124
B-PG16-M16	126
B-PG16-M20	126
B-PG16-M25	126
B-PG16-PG11	126
B-PG16-PG13	126
B-PG16-PG21	126
B-PG16-PG7	126
B-PG16-PG9	126
B-PG21	124
B-PG21-M20	126
B-PG21-M25	126
B-PG21-M32	126
B-PG21-PG11	126
B-PG21-PG13	126
B-PG21-PG16	126
B-PG21-PG29	126
B-PG29	124
B-PG29-M20	126
B-PG29-M25	126
B-PG29-M32	126
B-PG29-M40	126
B-PG29-PG16	126
B-PG29-PG21	126
B-PG29-PG36	126
B-PG36	124
B-PG36-M32	126
B-PG36-M40	126
B-PG36-PG29	126
B-PG42	124
B-PG42-PG36	126
B-PG48	124
B-PG48-M40	126
B-PG48-PG36	126
B-PG7	124
B-PG7	124
B-PG7-M16	126
B-PG7-PG9	126
B-PG9	124
B-PG9	124
B-PG9-M16	126
B-PG9-M20	126
B-PG9-PG11	126
B-PG9-PG7	126
BSB	127
CC01	127
CC02	127
CNB110B	65
CNB110-KIT2	65
CNB110-KIT3	65
CNB110-KIT4	65
CNB-BP	65
CNB-CG2/7	65
CNB-CG4-5/10	65
CNB-CG6/13	65
CNB-CG9/17	65
CNB-EL	65
CNB-INSERT	65
CNB-INSERT-F	65
CS01	127
EC16B	49
EC21B	49
EC28B	49
EC34B	49
EC42B	49
EC54B	49
ET-M20	124

Part Number	Page
ET-M25	124
FB12-25M	112
FB12-M16-M	112
FB12-M16-S	112
FB12-P	113
FB12-PG9-M	112
FB12-PG9-S	112
FB16-25M	112
FB16-M16-M	112
FB16-M16-S	112
FB16-M20-M	112
FB16-M20-S	112
FB16-P	113
FB16-PG11-M	112
FB16-PG11-S	112
FB20-25M	112
FB20-M20-M	112
FB20-M20-S	112
FB20-P	113
FB20-PG16-M	112
FB20-PG16-S	112
FB25-25M	112
FB25-M25-M	112
FB25-M25-S	112
FB25-P	113
FB25-PG21-M	112
FB25-PG21-S	112
FB32-25M	112
FB32-M32-M	112
FB32-M32-S	112
FB32-P	113
FB32-PG29-M	112
FB32-PG29-S	112
FB40-10M	112
FB40-M40-M	112
FB40-M40-S	112
FB40-P	113
FB40-PG36-M	112
FB40-PG36-S	112
FB50-10M	112
FB50-M50-M	112
FB50-M50-S	112
FB50-P	113
FB50-PG48-M	112
FB50-PG48-S	112
FBOX75X60-M20X2-NPB	122
FBOX75X60-M20X2-SS	122
FBOX75X60-M20X4-NPB	122
FBOX75X60-M20X4-SS	122
FCC10	125
FCC10-SS	125
FCC12	125
FCC12-SS	125
FCC16	125
FCC16-SS	125
FCC20	125
FCC20-SS	125
FCC25	125
FCC25-SS	125
FCC32	125
FCC32-SS	125
FCC40	125
FCC40-SS	125
FCC50	125
FCC50-SS	125
FCC63	125
FCC75	125
FCL10	72
FCL13	72
FCL16	72
FCL16-P	72
FCL18	72
FCL18-P	72
FCL20	72

Part Number Index

Part Number	Page
FCL20-P	72
FCL20W	67
FCL20W-P	67
FCL21	72
FCL21-P	72
FCL25	72
FCL25-P	72
FCL25W	67
FCL25W-P	67
FCL26-P	72
FCL28	72
FCL32	72
FCL32-P	72
FCL33-P	72
FCL34	72
FCL42	72
FCL54	72
FCLAMP-3-16	72
FCLAMP-3-21	72
FCLAMP-4-28	72
FCLAMP-5-34	72
FCLAMP-6-42	72
FCLAMP-7-54	72
FCLAMP-7-67	72
FCLAMP-8-80	72
FCLAMP-CP3	72
FCLAMP-CP4	72
FCLAMP-CP5	72
FCLAMP-CP6	72
FCLAMP-CP7	72
FCLAMP-CP8	72
FCLAMP-EWP3	72
FCLAMP-EWP4	72
FCLAMP-EWP5	72
FCLAMP-EWP6	72
FCLAMP-EWP7	72
FCLAMP-EWP8	72
FCLAMP-KIT16	72
FCLAMP-KIT21	72
FCLAMP-KIT28	72
FCLAMP-KIT34	72
FCLAMP-KIT42	72
FCLAMP-KIT54	72
FCLAMP-KIT67	72
FCLAMP-KIT80	72
FCLAMP-WP3	72
FCLAMP-WP4	72
FCLAMP-WP5	72
FCLAMP-WP6	72
FCLAMP-WP7	72
FCLAMP-WP8	72
FL20-25M	110
FL20-M20-C	110
FL25-25M	110
FL25-M25-C	110
FLK10-M12	48
FLK13-M16	48
FLK13-PG9	48
FLK16-038	48
FLK16-FLK16	48
FLK16-M16	48
FLK16-M16-45	49
FLK16-M16-90	49
FLK16-M16-PP	49
FLK16-M20	48
FLK16-M20-45	49
FLK16-M20-90	49
FLK16-PG11	48
FLK16-PG13	48
FLK16-PL20	48
FLK20-FLK20	48
FLK20-FLK20W	67
FLK20-M20	48
FLK20-M20-45	49

Part Number	Page
FLK20-M20-90	49
FLK20-M20-90W	67
FLK20-M20-PP	49
FLK20-M20W	67
FLK20-PL20	48
FLK21-050	48
FLK21-FLK21	48
FLK21-M20	48
FLK21-M20-45	49
FLK21-M20-90	49
FLK21-PG16	48
FLK21-PG16-90	49
FLK21-PL20	48
FLK25-FLK25	48
FLK25-FLK25W	67
FLK25-M25	48
FLK25-M25-45	49
FLK25-M25-90	49
FLK25-M25-90W	67
FLK25-M25-PP	49
FLK25-M25W	67
FLK25-PL25	48
FLK28-075	48
FLK28-FLK28	48
FLK28-M25	48
FLK28-M25-45	49
FLK28-M25-90	49
FLK28-PG21	48
FLK28-PG21-90	49
FLK28-PL25	48
FLK2T42-M40	48
FLK2T42-M50	48
FLK2T54-M50	48
FLK2T54-M63	48
FLK34-100	48
FLK34-FLK34	48
FLK34-M32	48
FLK34-M32-45	49
FLK34-M32-90	49
FLK34-M32-PP	49
FLK34-M32W	67
FLK34-PG29	48
FLK34-PG29-90	49
FLK34-PL32	48
FLK42-125	48
FLK42-M40	48
FLK42-M50	48
FLK42RT	127
FLK54-M50	48
FLK54-M63	48
FLK54RT	127
FLP20B-10M	110
FLP20B-25M	110
FLP20B-50M	110
FLP20-M20-C	110
FLP25B-10M	110
FLP25B-25M	110
FLP25B-50M	110
FLP25-M25-C	110
FLP32B-10M	110
FLP32B-25M	110
FLP32-M32-C	110
FNU16B-25M	90
FNU20B-25M	90
FNU25B-25M	90
FNU32B-10M	90
FNU32B-25M	90
FPA10-M12	50
FPA10-M12-90	50
FPA10-M16	50
FPA10-PG7	50
FPA10-PG7-90	50
FPA10-PG9	50
FPA11-M12	50

Part Number	Page
FPA11-M12-90	50
FPA11-PG7	50
FPA13-BFM16	53
FPA13-BFM16-90	54
FPA13-BFPG9	53
FPA13-BFPG9-90	54
FPA13-BM16	53
FPA13-BM16-90	53
FPA13-BM16-CG	55
FPA13-BM16-CG-90	55
FPA13-BPG9	53
FPA13-BPG9-90	53
FPA13-M12	50
FPA13-M16	50
FPA13-M16-90	50
FPA13-M20	50
FPA13-PG11	50
FPA13-PG7	50
FPA13-PG9	50
FPA13-PG9-90	50
FPA13-R16	62
FPA13-R21	62
FPA13-R28	62
FPA16-038	50
FPA16-050	50
FPA16-050-45	51
FPA16-050-90	50
FPA16-13-13	62
FPA16-BFM16	53
FPA16-BFM16-90	54
FPA16-BFM20	53
FPA16-BFM20-45	54
FPA16-BFM20-90	54
FPA16-BFPG11	53
FPA16-BFPG11-90	54
FPA16-BFPG16	53
FPA16-BFPG16-45	54
FPA16-BFPG16-90	54
FPA16-BM16	53
FPA16-BM16-45	54
FPA16-BM16-90	53
FPA16-BM16-CG	55
FPA16-BM16-CG-45	55
FPA16-BM16-CG-90	55
FPA16-BM20	53
FPA16-BM20-45	54
FPA16-BM20-90	53
FPA16-BM20-CG	55
FPA16-BM20-CG-45	55
FPA16-BM20-CG-90	55
FPA16-BPG11	53
FPA16-BPG11-90	53
FPA16-BPG11-CG	55
FPA16-BPG13-45	54
FPA16-BPG16-45	54
FPA16-BPG16-CG	55
FPA16-BPG9	53
FPA16-BPG9-90	53
FPA16-BU075	50
FPA16-BU075-90	51
FPA16-BU100	50
FPA16-BU100-45	51
FPA16-BU100-90	51
FPA16-BU119	50
FPA16-BU119-45	51
FPA16-BU119-90	51
FPA16-FL	50
FPA16-FL-45	52
FPA16-FL-90	51
FPA16-FPA16	52
FPA16-M16	50
FPA16-M16-90	50
FPA16-M20	50
FPA16-M20-45	51

Part Number	Page
FPA16-M20-90	50
FPA16-MPC16	52
FPA16-PG11	50
FPA16-PG11-90	50
FPA16-PG13	50
FPA16-PG13-45	51
FPA16-PG16	50
FPA16-PG9	50
FPA16-PG9-90	50
FPA16-R21	62
FPA16-R28	62
FPA16-R34	62
FPA16T	62
FPA18-M20	50
FPA18-M20-90	50
FPA18-PG13	50
FPA18-PG13-90	50
FPA18-PG16	50
FPA18-PG16-90	50
FPA20-FPA20	52
FPA20-M20	50
FPA20-M20-90	50
FPA20-R28	62
FPA20T	62
FPA21-050	50
FPA21-050-45	51
FPA21-050-90	50
FPA21-16-16	62
FPA21-BFM20	53
FPA21-BFM20-45	54
FPA21-BFM20-90	54
FPA21-BFPG16	53
FPA21-BFPG16-45	54
FPA21-BFPG16-90	54
FPA21-BM20	53
FPA21-BM20-45	54
FPA21-BM20-90	53
FPA21-BM20-CG	55
FPA21-BM20-CG-45	55
FPA21-BM20-CG-90	55
FPA21-BPG13	53
FPA21-BPG13-45	54
FPA21-BPG13-90	53
FPA21-BPG16	53
FPA21-BPG16-45	54
FPA21-BPG16-90	53
FPA21-BPG16-CG	55
FPA21-BU100	50
FPA21-BU100-45	51
FPA21-BU100-90	51
FPA21-BU119	50
FPA21-BU119-45	51
FPA21-BU119-90	51
FPA21-BU138	50
FPA21-BU138-45	51
FPA21-BU138-90	51
FPA21-FL	50
FPA21-FL-45	52
FPA21-FL-90	51
FPA21-FPA21	52
FPA21-M20	50
FPA21-M20-45	51
FPA21-M20-90	50
FPA21-M20-SBCA	121
FPA21-M25	50
FPA21-MPC20	52
FPA21-PG13	50
FPA21-PG13-45	51
FPA21-PG13-90	50
FPA21-PG16	50
FPA21-PG16-45	51
FPA21-PG16-90	50
FPA21-R28	62
FPA21-R34	62

Atkore™ Flexicon

Part Number Index

Part Number	Page
FPA21-R42	62
FPA21T	62
FPA25-FPA25	52
FPA25-M25	50
FPA25-M25-90	50
FPA25-R28	62
FPA28-075	50
FPA28-075-45	51
FPA28-075-90	50
FPA28-21-21	62
FPA28-BFM25	53
FPA28-BFM25-45	54
FPA28-BFM25-90	54
FPA28-BFPG21	53
FPA28-BFPG21-45	54
FPA28-BFPG21-90	54
FPA28-BM25	53
FPA28-BM25-45	54
FPA28-BM25-90	53
FPA28-BM25-CG	55
FPA28-BM25-CG-45	55
FPA28-BM25-CG-90	55
FPA28-BPG21	53
FPA28-BPG21-45	54
FPA28-BPG21-90	53
FPA28-BPG21-CG	55
FPA28-BU144	50
FPA28-BU144	50
FPA28-BU144-45	51
FPA28-BU144-90	51
FPA28-BU175	50
FPA28-BU175	50
FPA28-BU175-45	51
FPA28-BU175-90	51
FPA28-FL	50
FPA28-FL-45	52
FPA28-FL-90	51
FPA28-FPA28	52
FPA28-M25	50
FPA28-M25-45	51
FPA28-M25-90	50
FPA28-M25-SBCA	121
FPA28-M32	50
FPA28-MPC25	52
FPA28-PG21	50
FPA28-PG21-45	51
FPA28-PG21-90	50
FPA28-PG29	50
FPA28-R34	62
FPA28-R42	62
FPA28T	62
FPA34-100	50
FPA34-100-45	51
FPA34-100-90	50
FPA34-28-28	62
FPA34-BFM32	53
FPA34-BFM32-45	54
FPA34-BFM32-90	54
FPA34-BFPG29	53
FPA34-BFPG29-45	54
FPA34-BFPG29-90	54
FPA34-BM32	53
FPA34-BM32-45	54
FPA34-BM32-90	53
FPA34-BM32-CG	55
FPA34-BM32-CG-45	55
FPA34-BM32-CG-90	55
FPA34-BPG29	53
FPA34-BPG29-45	54
FPA34-BPG29-90	53
FPA34-BPG29-CG	55
FPA34-BU175	50
FPA34-BU175	50
FPA34-BU175-45	51
FPA34-BU175-90	51
FPA34-FL	50
FPA34-FL-45	52
FPA34-FL-90	51
FPA34-FPA34	52
FPA34-M32	50
FPA34-M32-45	51
FPA34-M32-90	50
FPA34-M32-SBCA	121
FPA34-M40	50
FPA34-MPC32	52
FPA34-PG29	50
FPA34-PG29-45	51
FPA34-PG29-90	50
FPA34-R42	62
FPA34T	62
FPA42-125	50
FPA42-125-90	50
FPA42-150	50
FPA42-150-45	51
FPA42-150-90	50
FPA42-BFM40	53
FPA42-BFM50-45	54
FPA42-BFM50-90	54
FPA42-BM40	53
FPA42-BM40-CG	55
FPA42-BM40-CG-45	55
FPA42-BM40-CG-90	55
FPA42-BM50	53
FPA42-BM50-45	54
FPA42-BM50-90	53
FPA42-BU200	50
FPA42-BU200	50
FPA42-BU200-45	51
FPA42-BU200-90	51
FPA42-BU225	50
FPA42-BU225	50
FPA42-BU225-45	51
FPA42-BU225-90	51
FPA42-FL	50
FPA42-FL-45	52
FPA42-FL-90	51
FPA42-FPA42	52
FPA42-M40	50
FPA42-M40-90	50
FPA42-M40-SBCA	121
FPA42-M50	50
FPA42-M50-45	51
FPA42-M50-90	50
FPA42-MPC40	52
FPA42-PG36	50
FPA42-PG36-45	51
FPA42-PG36-90	50
FPA42T	62
FPA54-150	50
FPA54-150-45	51
FPA54-150-90	50
FPA54-200	50
FPA54-200-90	50
FPA54-BFM50	53
FPA54-BFM50-45	54
FPA54-BFM50-90	54
FPA54-BM50	53
FPA54-BM50-45	54
FPA54-BM50-90	53
FPA54-BM50-CG	55
FPA54-BM50-CG-45	55
FPA54-BM50-CG-90	55
FPA54-BM63	53
FPA54-BU200	50
FPA54-BU200	50
FPA54-BU200-45	51
FPA54-BU200-90	51
FPA54-BU225	50
FPA54-BU225	50
FPA54-BU225-45	51
FPA54-BU225-90	51
FPA54-FL-45	52
FPA54-FL-90	51
FPA54-FPA54	52
FPA54-FPA54	52
FPA54-M50	50
FPA54-M50-45	51
FPA54-M50-90	50
FPA54-M63	50
FPA54-M63-90	50
FPA54-PG42	50
FPA54-PG48	50
FPA54-PG48-90	50
FPA67-200	50
FPA67-200-90	50
FPA67-BM63	53
FPA67-M63	50
FPA67-M63-90	50
FPA67-PG48	50
FPA67-PG48-90	50
FPA80-M85	71
FPADS11-50M	46
FPADS13-50M	46
FPADS16-50M	46
FPADS21-50M	46
FPADS28-50M	46
FPADS34-25M	46
FPADS42-25M	46
FPADS54-25M	46
FPADS-CP21BX5	128
FPAH13-50M	44
FPAH16-50M	44
FPAH21-50M	44
FPAH25-50M	44
FPAH28-50M	44
FPAH34-25M	44
FPAH42-25M	44
FPAH54-25M	44
FPAL10-50M	44
FPAL11-50M	44
FPAL13-50M	44
FPAL16-50M	44
FPAL18-50M	44
FPAL20-50M	44
FPAL21-50M	44
FPAL25-50M	44
FPAL28-50M	44
FPAL34-25M	44
FPAL34-50M	44
FPAL42-25M	44
FPAL54-25M	44
FPAL67-10M	44
FPAS10-50M	44
FPAS11-50M	44
FPAS13-50M	44
FPAS16-25M	44
FPAS16-50M	44
FPAS18-50M	44
FPAS20-50M	44
FPAS21-10M	44
FPAS21-25M	44
FPAS21-50M	44
FPAS21C-50M	44
FPAS25-25M	44
FPAS25-50M	44
FPAS28-10M	44
FPAS28-25M	44
FPAS28-50M	44
FPAS28C-50M	44
FPAS34-25M	44
FPAS34-50M	44
FPAS34C-50M	44
FPAS34F-25M	44
FPAS42-10M	44
FPAS42-25M	44
FPAS42C-25M	44
FPAS54-10M	44
FPAS54-25M	44
FPAS54C-25M	44
FPAS67-10M	44
FPAS67C-10M	44
FPAS-CP21B	129
FPAS-CP25B	129
FPAU13-BFM16-90B	58
FPAU13-BFM16B	57
FPAU13-BM16-90B	58
FPAU13-BM16B	56
FPAU13-BM16-CG-R1	61
FPAU13-BM16-CG-R1-90	61
FPAU13-BM16-CG-R2	61
FPAU13-BM16-CG-R2-90	61
FPAU13-BM16-CG-R3	61
FPAU13-BM16-CG-R3-90	61
FPAU13-BPG9-90B	58
FPAU13-BPG9B	56
FPAU13-M16-90B	58
FPAU13-M16B	56
FPAU16-BFM16-90B	58
FPAU16-BFM16B	57
FPAU16-BFM20-45B	60
FPAU16-BFM20-90B	58
FPAU16-BFM20B	57
FPAU16-BM16-90B	58
FPAU16-BM16B	56
FPAU16-BM16-CG-R1	61
FPAU16-BM16-CG-R1-90	61
FPAU16-BM16-CG-R2	61
FPAU16-BM16-CG-R2-90	61
FPAU16-BM16-CG-R3	61
FPAU16-BM16-CG-R3-90	61
FPAU16-BM20-45B	60
FPAU16-BM20-90B	58
FPAU16-BM20B	56
FPAU16-BM20-CG-R1	61
FPAU16-BM20-CG-R1-45	61
FPAU16-BM20-CG-R2	61
FPAU16-BM20-CG-R2-45	61
FPAU16-BM20-CG-R3	61
FPAU16-BM20-CG-R3-45	61
FPAU16-BM20-CG-R4	61
FPAU16-BM20-CG-R4-45	61
FPAU16-BPG11-45B	60
FPAU16-BPG11-90B	58
FPAU16-BPG11B	56
FPAU16-BPG9-45B	60
FPAU16-BPG9-90B	58
FPAU16-BPG9B	56
FPAU16-BU075-90B	58
FPAU16-BU075B	56
FPAU16-BU100-45B	59
FPAU16-BU100-90B	58
FPAU16-BU100B	56
FPAU16-BU119-45B	59
FPAU16-BU119-90B	58
FPAU16-BU119B	56
FPAU16-CNB	65
FPAU16-FL-45B	59
FPAU16-FL-90B	59
FPAU16-FLB	57
FPAU16-M16-90B	58
FPAU16-M16B	56
FPAU16-M20-45B	60
FPAU16-M20-90B	58
FPAU16-M20B	56
FPAU21-BFM20-45B	60
FPAU21-BFM20-90B	58

Part Number Index

Part Number	Page
FPAU21-BFM20B	57
FPAU21-BM20-45B	60
FPAU21-BM20-90B	58
FPAU21-BM20B	57
FPAU21-BM20-CG-R1	61
FPAU21-BM20-CG-R1-45	61
FPAU21-BM20-CG-R1-90	61
FPAU21-BM20-CG-R2	61
FPAU21-BM20-CG-R2-45	61
FPAU21-BM20-CG-R2-90	61
FPAU21-BM20-CG-R3	61
FPAU21-BM20-CG-R3-45	61
FPAU21-BM20-CG-R3-90	61
FPAU21-BM20-CG-R4	61
FPAU21-BM25-CG-R1	61
FPAU21-BM25-CG-R2	61
FPAU21-BPG13-45B	60
FPAU21-BPG13-90B	58
FPAU21-BPG13B	57
FPAU21-BPG16-45B	60
FPAU21-BPG16-90B	58
FPAU21-BPG16B	57
FPAU21-BU100-45B	59
FPAU21-BU100-90B	58
FPAU21-BU100B	56
FPAU21-BU119-45B	59
FPAU21-BU119-90B	58
FPAU21-BU119B	56
FPAU21-BU138-45B	59
FPAU21-BU138-90B	58
FPAU21-BU138B	56
FPAU21-CNB	65
FPAU21-FL-45B	59
FPAU21-FL-90B	59
FPAU21-FLB	57
FPAU21-M20-45B	60
FPAU21-M20-90B	58
FPAU21-M20B	56
FPAU21-M20-SBCA	121
FPAU21-M20-SBCA	121
FPAU28-BFM25-45B	60
FPAU28-BFM25-90B	58
FPAU28-BFM25B	57
FPAU28-BM25-45B	60
FPAU28-BM25-90B	58
FPAU28-BM25B	56
FPAU28-BM25-CG-R1	61
FPAU28-BM25-CG-R1-45	61
FPAU28-BM25-CG-R1-90	61
FPAU28-BM25-CG-R2	61
FPAU28-BM25-CG-R2-45	61
FPAU28-BM25-CG-R2-90	61
FPAU28-BM32-CG-R1	61
FPAU28-BM32-CG-R2	61
FPAU28-BPG21-45B	60
FPAU28-BPG21-90B	58
FPAU28-BPG21B	56
FPAU28-BU144-45B	59
FPAU28-BU144-90B	58
FPAU28-BU144B	56
FPAU28-BU175-45B	59
FPAU28-BU175-90B	58
FPAU28-BU175B	56
FPAU28-CNB	65
FPAU28-FL-45B	59
FPAU28-FL-90B	59
FPAU28-FLB	57
FPAU28-M25-45B	60
FPAU28-M25-90B	58
FPAU28-M25B	56
FPAU28-M25-SBCA	121
FPAU28-M25-SBCA	121
FPAU34-BFM32-45B	60
FPAU34-BFM32-90B	58
FPAU34-BFM32B	57
FPAU34-BM32-45B	60
FPAU34-BM32-90B	58
FPAU34-BM32B	56
FPAU34-BM32-CG-R1	61
FPAU34-BM32-CG-R1-45	61
FPAU34-BM32-CG-R1-90	61
FPAU34-BM32-CG-R2	61
FPAU34-BM32-CG-R2-45	61
FPAU34-BM32-CG-R2-90	61
FPAU34-BPG29-45B	60
FPAU34-BPG29-90B	58
FPAU34-BPG29B	56
FPAU34-BU175-45B	59
FPAU34-BU175-90B	58
FPAU34-BU175B	56
FPAU34-CNB	65
FPAU34-FL-45B	59
FPAU34-FL-90B	59
FPAU34-FLB	57
FPAU34-M32-45B	60
FPAU34-M32-90B	58
FPAU34-M32B	56
FPAU34-M32-SBCA	121
FPAU34-M32-SBCA	121
FPAU42-BFM40B	57
FPAU42-BFM50-45B	60
FPAU42-BFM50-90B	58
FPAU42-BM40B	56
FPAU42-BM40-CG-R1	61
FPAU42-BM40-CG-R1-45	61
FPAU42-BM40-CG-R1-90	61
FPAU42-BM40-CG-R2	61
FPAU42-BM40-CG-R2-45	61
FPAU42-BM40-CG-R2-90	61
FPAU42-BM50-45B	60
FPAU42-BM50-90B	58
FPAU42-BM50B	56
FPAU42-BM50-CG-R1	61
FPAU42-BM50-CG-R2	61
FPAU42-BPG36B	56
FPAU42-BU200-45B	59
FPAU42-BU200-90B	58
FPAU42-BU200B	56
FPAU42-BU225-45B	59
FPAU42-BU225-90B	58
FPAU42-BU225B	56
FPAU42-FL-45B	59
FPAU42-FL-90B	59
FPAU42-FLB	57
FPAU42-M40-90B	58
FPAU42-M40B	56
FPAU42-M40-SBCA	121
FPAU42-M40-SBCA	121
FPAU42-M50-45B	60
FPAU42-M50-90B	58
FPAU42-M50B	56
FPAU54-BFM50-45B	60
FPAU54-BFM50-90B	58
FPAU54-BFM50B	57
FPAU54-BM50-45B	60
FPAU54-BM50-90B	58
FPAU54-BM50B	56
FPAU54-BM50-CG-R1	61
FPAU54-BM50-CG-R1-45	61
FPAU54-BM50-CG-R1-90	61
FPAU54-BM50-CG-R2	61
FPAU54-BM50-CG-R2-45	61
FPAU54-BM50-CG-R2-90	61
FPAU54-BM63B	56
FPAU54-BM63-CG-R1	61
FPAU54-BM63-CG-R2	61
FPAU54-BPG48B	56
FPAU54-BU200-45B	59
FPAU54-BU200-90B	58
FPAU54-BU200B	56
FPAU54-BU225-45B	59
FPAU54-BU225-90B	58
FPAU54-BU225B	56
FPAU54-M50-45B	60
FPAU54-M50-90B	58
FPAU54-M50B	56
FPAU54-M63-90B	58
FPAU54-M63B	56
FPAX13-R16	63
FPAX13-R21	63
FPAX13-R28	63
FPAX16-13-13	63
FPAX16-R21	63
FPAX16-R28	63
FPAX16-R34	63
FPAX16T	63
FPAX20-R28	63
FPAX21-16-16	63
FPAX21-R28	63
FPAX21-R34	63
FPAX21-R42	63
FPAX21T	63
FPAX23-T	63
FPAX25-R28	63
FPAX28-21-21	63
FPAX28-R34	63
FPAX28-R42	63
FPAX28T	63
FPAX34-28-28	63
FPAX34-R42	63
FPAX34T	63
FPAX42-34-34	63
FPAX42T	63
FPAX54-42-42	63
FPAX67-200B	56
FPAX67-M63B	56
FPC12B-30M	74
FPC12BU-30M	74
FPC12G-30M	74
FPC12GN-30M	74
FPC12URB-30M	74
FPC16B-30M	74
FPC16BU-30M	74
FPC16G-30M	74
FPC16GN-30M	74
FPC16URB-30M	74
FPC20B-30M	74
FPC20BU-30M	74
FPC20G-30M	74
FPC20GN-30M	74
FPC20URB-30M	74
FPC25B-30M	74
FPC25BU-30M	74
FPC25G-30M	74
FPC25GN-30M	74
FPC25URB-30M	74
FPC30B-30M	74
FPC30G-30M	74
FPC30URB-30M	74
FPC32B-10M	74
FPC32B-30M	74
FPC32BU-10M	74
FPC32BU-30M	74
FPC32G-10M	74
FPC32G-30M	74
FPC32GN-10M	74
FPC32GN-30M	74
FPC32URB-10M	74
FPC32URB-30M	74
FPC40B-10M	74
FPC40B-30M	74
FPC40BU-10M	74
FPC40BU-30M	74
FPC40G-10M	74
FPC40G-30M	74
FPC40GN-10M	74
FPC40GN-30M	74
FPC40URB-10M	74
FPC40URB-30M	74
FPC50B-10M	74
FPC50B-30M	74
FPC50BU-10M	74
FPC50BU-30M	74
FPC50G-10M	74
FPC50G-30M	74
FPC50GN-10M	74
FPC50GN-30M	74
FPC50URB-10M	74
FPC50URB-30M	74
FPC63B-10M	74
FPC63B-30M	74
FPC63BU-10M	74
FPC63BU-30M	74
FPC63G-10M	74
FPC63G-30M	74
FPC63GN-10M	74
FPC63GN-30M	74
FPC63URB-10M	74
FPC63URB-30M	74
FPC-CP20B	129
FPC-CP25B	129
FPI13-50M	45
FPI16-50M	45
FPI21-50M	45
FPI28-50M	45
FPI34-25M	45
FPI42-25M	45
FPI54-25M	45
FPI67-10M	45
FPIH13B-50M	45
FPIH16B-50M	45
FPIH21B-50M	45
FPIH28B-50M	45
FPIH34B-25M	45
FPIH42B-25M	45
FPIH54B-25M	45
FPIHRL13B-50M	45
FPIHRL16B-50M	45
FPIHRL21B-50M	45
FPIHRL28B-50M	45
FPIHRL34B-25M	45
FPIHRL42B-25M	45
FPIHRL54B-25M	45
FPIHRL67B-10M	45
FPIHRL80B-10M	45
FPIHRLSS16-50M	118
FPIHRLSS21-50M	118
FPIHRLSS28-50M	118
FPIHRLSS34-25M	118
FPIHRLSS42-25M	118
FPIHRLSS54-25M	118
FPIHSS16-50M	118
FPIHSS21-50M	118
FPIHSS28-50M	118
FPIHSS34-25M	118
FPIHSS42-25M	118
FPIHSS54-25M	118
FPISS16-50M	118
FPISS21-50M	118
FPISS28-50M	118
FPISS34-25M	118
FPISS42-25M	118
FPISS54-25M	118
FPL16-100M	66
FPL20-100M	66
FPL20W-100M	67

Atkore™ Flexicon

Part Number Index

Part Number	Page
FPL20W-50M	67
FPL25-50M	66
FPL25W-50M	67
FPL32-25M	66
FPL-CP20W	128
FPL-CP25W	128
FPP10-50M	45
FPP13-50M	45
FPP16-50M	45
FPP20-50M	45
FPP20W-50M	67
FPP21-50M	45
FPP25-50M	45
FPP25W-50M	67
FPP26-50M	45
FPP28-50M	45
FPP34-25M	45
FPP34-50M	45
FPP34W-50M	67
FPP42-25M	45
FPP54-25M	45
FPP67-10M	45
FPP-CP20B	129
FPP-CP20G	129
FPP-CP25B	129
FPP-CP25G	129
FPPDS11-50M	46
FPPDS13-50M	46
FPPDS16-50M	46
FPPDS21-50M	46
FPPDS28-50M	46
FPPDS34-25M	46
FPPDS42-25M	46
FPPDS54-25M	46
FPPS-TP21G	128
FPR10B-50M	45
FPR13B-50M	45
FPR16B-50M	45
FPR20B-50M	45
FPR21B-50M	45
FPR25B-50M	45
FPR28B-50M	45
FPR34B-50M	45
FPR42B-25M	45
FPR54B-25M	45
FPR67-10M	45
FPRDS11-50M	46
FPRDS13-50M	46
FPRDS16-50M	46
FPRDS21-50M	46
FPRDS28-50M	46
FPRDS34-25M	46
FPRDS42-25M	46
FPRDS54-25M	46
FPRSS16-50M	118
FPRSS21-50M	118
FPRSS28-50M	118
FPRSS34-50M	118
FPRSS42-25M	118
FPRSS54-25M	118
FPRTC16-50M	118
FPRTC21-50M	118
FPRTC28-50M	118
FPRTC34-50M	118
FPRTC42-25M	118
FPRTC54-25M	118
FPU12B-25M	92
FPU12BU-25M	92
FPU16B-25M	92
FPU16B-50M	92
FPU16BU-25M	92
FPU16BU-50M	92
FPU20B-25M	92
FPU20B-50M	92

Part Number	Page
FPU20BU-25M	92
FPU20BU-50M	92
FPU25B-25M	92
FPU25BU-25M	92
FPU32B-25M	92
FPU32BU-25M	92
FPU40B-10M	92
FPU40BU-10M	92
FPU50B-10M	92
FPU50BU-10M	92
FPU63B-10M	92
FPU63BU-10M	92
FPU75B-10M	92
FPU75BU-10M	92
FPY10-50M	68
FPY12-50M	68
FPY16-50M	68
FPY20-50M	68
FPY25-50M	68
FPY28-50M	68
FPY32-25M	68
FPY40-25M	68
FPY50-25M	68
FPY8-50M	68
FPYE-CP20B	129
FPYE-CP25B	129
FPYL10B-100M	68
FPYL12B-100M	68
FPYL16B-100M	68
FPYL18B-100M	68
FPYL20B-100M	68
FPYL25B-100M	68
FPYL25B-50M	68
FPYL28B-50M	68
FPYL32B-50M	68
FPYL40B-50M	68
FPYL50B-50M	68
FPYL8B-100M	68
FPYLS10B-100M	68
FPYLS12B-100M	68
FPYLS16B-100M	68
FPYLS18B-100M	68
FPYLS20B-100M	68
FPYLS25B-100M	68
FPYLS25B-50M	68
FPYLS28B-50M	68
FPYLS32B-50M	68
FPYLS40B-50M	68
FPYLS50B-50M	68
FPYLS8B-100M	68
FPYS10B-50M	68
FPYS12B-50M	68
FPYS16B-50M	68
FPYS20B-50M	68
FPYS25B-50M	68
FPYS28B-50M	68
FPYS32B-25M	68
FPYS40B-25M	68
FPYS50B-25M	68
FPYS8B-50M	68
FSB12-25M	114
FSB12-M16-M	114
FSB12-M16-S	114
FSB12-P	115
FSB12-PG9-M	114
FSB12-PG9-S	114
FSB16-25M	114
FSB16-M16-C	115
FSB16-M16-C90	115
FSB16-M16-CG	120
FSB16-M16-C-S	115
FSB16-M16-M	114
FSB16-M16-S	114
FSB16-M20-C	115

Part Number	Page
FSB16-M20-C90	115
FSB16-M20-C-S	115
FSB16-M20-M	114
FSB16-M20-S	114
FSB16-P	115
FSB16-PG11-C	115
FSB16-PG11-M	114
FSB16-PG11-S	114
FSB16-PG13-C	115
FSB20-25M	114
FSB20-M20-C	115
FSB20-M20-C90	115
FSB20-M20-CG	120
FSB20-M20-C-S	115
FSB20-M20-M	114
FSB20-M20-S	114
FSB20-P	115
FSB20-PG16-C	115
FSB20-PG16-M	114
FSB20-PG16-S	114
FSB25-25M	114
FSB25-M25-C	115
FSB25-M25-C90	115
FSB25-M25-CG	120
FSB25-M25-C-S	115
FSB25-M25-M	114
FSB25-M25-S	114
FSB25-P	115
FSB25-PG21-C	115
FSB25-PG21-M	114
FSB25-PG21-S	114
FSB32-10M	114
FSB32-25M	114
FSB32-M32-C	115
FSB32-M32-C90	115
FSB32-M32-CG	120
FSB32-M32-C-S	115
FSB32-M32-M	114
FSB32-M32-S	114
FSB32-P	115
FSB32-PG29-C	115
FSB32-PG29-M	114
FSB32-PG29-S	114
FSB40-10M	114
FSB40-M40-M	114
FSB40-M40-S	114
FSB40-P	115
FSB40-PG36-M	114
FSB40-PG36-S	114
FSB50-10M	114
FSB50-M50-M	114
FSB50-M50-S	114
FSB50-P	115
FSB50-PG42-S	114
FSB50-PG48-M	114
FSS20-25M	116
FSS20B-25M	116
FSS20-FM20-S	116
FSS20-M20-C	116
FSS20-M20-C45	117
FSS20-M20-C90	117
FSS20-M20-EXD	117
FSS20-M20-S	117
FSS25-25M	116
FSS25B-25M	116
FSS25-FM25-S	116
FSS25-M25-C	116
FSS25-M25-C45	117
FSS25-M25-C90	117
FSS25-M25-EXD	117
FSS25-M25-S	117
FSS32-25M	116
FSS32-FM32-S	116
FSS32-M32-C	116

Part Number	Page
FSS32-M32-EXD	117
FSS32-M32-S	117
FSS40-M40-EXD	117
FSS50-10M	116
FSS50-M50-EXD	117
FSSBRD20-25M	116
FSSBRD20-M20-C	116
FSSBRD20-M20-S	117
FSSBRD25-25M	116
FSSBRD25-M25-C	116
FSSBRD25-M25-S	117
FSSBRD32-M32-C	116
FSSBRD32-M32-S	117
FSSBRD40-M40-C	116
FSSBRD40-M40-S	117
FSSBRD50-10M	116
FSSBRD50-M50-C	116
FSSBRD50-M50-S	117
FSU10B-25M	90
FSU10B-50M	90
FSU10-E	91
FSU10-M12-C	91
FSU10-M12-M	90
FSU10-M12-S	90
FSU10-P	90
FSU10-PG7-M	90
FSU10-PG7-S	90
FSU12B-25M	90
FSU12B-50M	90
FSU12-E	91
FSU12G-25M	90
FSU12-M16-C	91
FSU12-M16-C90	91
FSU12-M16-C-S	91
FSU12-M16-M	90
FSU12-M16-S	90
FSU12-P	90
FSU12-PG9-C	91
FSU12-PG9-M	90
FSU12-PG9-S	90
FSU16-050-C	91
FSU16B-10M	90
FSU16B-25M	90
FSU16B-50M	90
FSU16-E	91
FSU16-FSU16	91
FSU16G-25M	90
FSU16-M16-C	91
FSU16-M16-C90	91
FSU16-M16-CG	120
FSU16-M16-C-S	91
FSU16-M16-F	91
FSU16-M16-M	90
FSU16-M16-S	90
FSU16-M20-C	91
FSU16-M20-C90	91
FSU16-M20-C-S	91
FSU16-M20-F	91
FSU16-M20-M	90
FSU16-M20-S	90
FSU16-P	90
FSU16-PG11-C	91
FSU16-PG11-M	90
FSU16-PG11-S	90
FSU16-PG13-C	91
FSU16-PG13-S	90
FSU20-050-C	91
FSU20B-10M	90
FSU20B-25M	90
FSU20B-50M	90
FSU20-E	91
FSU20-FSU20	91
FSU20G-25M	90
FSU20-M20-C	91

Part Number Index

Part Number	Page
FSU20-M20-C90	91
FSU20-M20-CG	120
FSU20-M20-CG	120
FSU20-M20-C-S	91
FSU20-M20-F	91
FSU20-M20-M	90
FSU20-M20-S	90
FSU20-P	90
FSU20-PG16-C	91
FSU20-PG16-M	90
FSU20-PG16-S	90
FSU25-075-C	91
FSU25B-10M	90
FSU25B-25M	90
FSU25B-50M	90
FSU25-E	91
FSU25-FSU25	91
FSU25G-25M	90
FSU25-M25-C	91
FSU25-M25-C90	91
FSU25-M25-CG	120
FSU25-M25-C-S	91
FSU25-M25-F	91
FSU25-M25-M	90
FSU25-M25-S	90
FSU25-P	90
FSU25-PG21-C	91
FSU25-PG21-M	90
FSU25-PG21-S	90
FSU32-100-C	91
FSU32B-10M	90
FSU32B-25M	90
FSU32-E	91
FSU32-FSU32	91
FSU32G-25M	90
FSU32-M32-C	91
FSU32-M32-C90	91
FSU32-M32-CG	120
FSU32-M32-C-S	91
FSU32-M32-F	91
FSU32-M32-M	90
FSU32-M32-S	90
FSU32-P	90
FSU32-PG29-C	91
FSU32-PG29-M	90
FSU32-PG29-S	90
FSU40B-10M	90
FSU40B-25M	90
FSU40-E	91
FSU40G-10M	90
FSU40-M40-C	91
FSU40-M40-M	90
FSU40-M40-S	90
FSU40-P	90
FSU40-PG36-M	90
FSU40-PG36-S	90
FSU50B-10M	90
FSU50B-25M	90
FSU50-E	91
FSU50-M50-C	91
FSU50-M50-M	90
FSU50-M50-S	90
FSU50-P	90
FSU50-PG42-S	90
FSU50-PG48-M	90
FSU63B-10M	90
FSU63-E	91
FSU63-M63-M	90
FSU63-M63-S	90
FSU63-P	90
FSU75B-10M	90
FSU75-E	91
FSU75-M75-M	90
FSU75-P	90

Part Number	Page
FSU-CP20B	129
FTCB15	121
FTCB20	121
FTCB25	121
FTCB3	121
FTCB30	121
FTCB35	121
FTCB4	121
FTCB5	121
FTCB50	121
FTCB6	121
FU10-25M	88
FU10-50M	88
FU10-M12-M	88
FU10-M12-S	88
FU10-P	89
FU10-PG7-M	88
FU10-PG7-S	88
FU12-25M	88
FU12-50M	88
FU12-M16-M	88
FU12-M16-S	88
FU12-P	89
FU12-PG9-M	88
FU12-PG9-S	88
FU16-10M	88
FU16-25M	88
FU16-50M	88
FU16-M16-F	89
FU16-M16-M	88
FU16-M16-S	88
FU16-M20-F	89
FU16-M20-M	88
FU16-M20-S	88
FU16-P	89
FU16-PG11-M	88
FU16-PG11-S	88
FU16-PG13-S	88
FU20-10M	88
FU20-25M	88
FU20-50M	88
FU20-M20-F	89
FU20-M20-M	88
FU20-M20-S	88
FU20-P	89
FU20-PG16-M	88
FU20-PG16-S	88
FU25-10M	88
FU25-25M	88
FU25-50M	88
FU25-M25-F	89
FU25-M25-M	88
FU25-M25-S	88
FU25-P	89
FU25-PG21-M	88
FU25-PG21-S	88
FU32-10M	88
FU32-25M	88
FU32-M32-F	89
FU32-M32-M	88
FU32-M32-S	88
FU32-P	89
FU32-PG29-M	88
FU32-PG29-S	88
FU40-10M	88
FU40-25M	88
FU40-M40-M	88
FU40-M40-S	88
FU40-P	89
FU40-PG36-M	88
FU40-PG36-S	88
FU50-10M	88
FU50-25M	88
FU50-M50-M	88

Part Number	Page
FU50-M50-S	88
FU50-P	89
FU50-PG42-S	88
FU50-PG48-M	88
FU63-10M	88
FU63-25M	88
FU63-M63-M	88
FU63-M63-S	88
FU63-P	89
FU75-10M	88
FU75-M75-M	88
FU75-P	89
FUSSB12-25M	112
FUSSB16-25M	112
FUSSB20-25M	112
FUSSB25-25M	112
FUSSB32-25M	112
FUSSB40-10M	112
FUSSB50-10M	112
FW12	124
FW16	124
FW20	124
FW25	124
FW32	124
FW40	124
FW50	124
FW63	124
FWPG11	124
FWPG13	124
FWPG16	124
FWPG21	124
FWPG29	124
FWPG36	124
FWPG48	124
FWPG7	124
FWPG9	124
I-PACKBUFG20	128
I-PACKBUFG25	128
I-PACKWFG20	128
I-PACKWFG25	128
LDFPAL106-10M	70
LDFPAL80-10M	70
LDFPAS106-10M	70
LDFPAS80-10M	70
LDFPIH106-10M	70
LDFPIH80-10M	70
LDFPIHRL106-10M	70
LDFPIHRL80-10M	70
LDFPP106-10M	70
LDFPP80-10M	70
LDFPR106-10M	70
LDFPR80-10M	70
LDMP-106-FL	71
LDMP-80-FL	71
LDMP90-106-FL	71
LDMP90-80-FL	71
LDMPS-106-FL	71
LDMPS-80-FL	71
LDMPS90-106-FL	71
LDMPS90-80-FL	71
LFHP20B-25M	111
LFHP25B-25M	111
LFHP32B-25M	111
LFHU12B-25M	92
LFHU16B-25M	92
LFHU16B-50M	92
LFHU20B-25M	92
LFHU20B-50M	92
LFHU25B-25M	92
LFHU25B-50M	92
LFHU32B-10M	92
LFHU32B-25M	92
LFHU40B-10M	92
LFHU40B-25M	92

Part Number	Page
LFHU50B-10M	92
LFHU50B-25M	92
LFHU63B-10M	92
LFHU75B-10M	92
LFHUBRD20-25M	114
LFHUBRD25-25M	114
LFHUBRD32-25M	114
LFHUBRD40-10M	114
LM12-N	124
LM12-NB	124
LM12-NG	124
LM16-N	124
LM16-NB	124
LM16-NG	124
LM20-N	124
LM20-NB	124
LM20-NG	124
LM25-N	124
LM25-NB	124
LM25-NG	124
LM32-N	124
LM32-NB	124
LM32-NG	124
LM40-N	124
LM40-NB	124
LM40-NG	124
LM50-N	124
LM50-NB	124
LM50-NG	124
LM63-N	124
LM63-NB	124
LM63-NG	124
LPC12B-30M	76
LPC12BU-30M	76
LPC12G-30M	76
LPC12GN-30M	76
LPC12-M16-C	78
LPC12-M16-C90	78
LPC12-M16-S	78
LPC12O-30M	76
LPC16B-30M	76
LPC16BU-30M	76
LPC16G-30M	76
LPC16GN-30M	76
LPC16-M16-C	78
LPC16-M16-C90	78
LPC16-M16-C-FG	81
LPC16-M16-CG	120
LPC16-M16-CSS	79
LPC16-M16-S	78
LPC16-M16ST-C-FG	81
LPC16-M20-C	78
LPC16-M20-C90	78
LPC16-M20-CSS	79
LPC16-M20-CSS90	79
LPC16-M20-S	78
LPC16O-30M	76
LPC16-PG11-C	78
LPC16-PG13-C	78
LPC20-050P-C90-FG	81
LPC20-050P-C-FG	81
LPC20B-10M	76
LPC20B-30M	76
LPC20BU-10M	76
LPC20BU-30M	76
LPC20G-10M	76
LPC20G-30M	76
LPC20GN-10M	76
LPC20GN-30M	76
LPC20-M20-C	78
LPC20-M20-C90	78
LPC20-M20-C90-FG	81
LPC20-M20-C-FG	81
LPC20-M20-CG	120

Atkore Flexicon

Part Number Index

Part Number	Page
LPC20-M20-CSS	79
LPC20-M20-CSS90	79
LPC20-M20-S	78
LPC20-M20ST-C	123
LPC20-M20ST-C-FG	81
LPC20O-10M	76
LPC20O-30M	76
LPC20-PG16-C	78
LPC25-075P-C90-FG	81
LPC25-075P-C-FG	81
LPC25B-10M	76
LPC25B-30M	76
LPC25BU-10M	76
LPC25BU-30M	76
LPC25G-10M	76
LPC25G-30M	76
LPC25GN-10M	76
LPC25GN-30M	76
LPC25-M25-C	78
LPC25-M25-C90	78
LPC25-M25-C90-FG	81
LPC25-M25-C-FG	81
LPC25-M25-CG	120
LPC25-M25-CSS	79
LPC25-M25-CSS90	79
LPC25-M25-S	78
LPC25-M25ST-C-FG	81
LPC25O-10M	76
LPC25O-30M	76
LPC25-PG21-C	78
LPC32-100P-C90-FG	81
LPC32-100P-C-FG	81
LPC32B-10M	76
LPC32B-30M	76
LPC32BU-10M	76
LPC32BU-30M	76
LPC32G-10M	76
LPC32G-30M	76
LPC32GN-10M	76
LPC32GN-30M	76
LPC32-M32-C	78
LPC32-M32-C90	78
LPC32-M32-C90-FG	81
LPC32-M32-C-FG	81
LPC32-M32-CG	120
LPC32-M32-CSS	79
LPC32-M32-CSS90	79
LPC32-M32-S	78
LPC32-M32ST-C-FG	81
LPC32O-10M	76
LPC32O-30M	76
LPC32-PG29-C	78
LPC40B-10M	76
LPC40B-30M	76
LPC40BU-10M	76
LPC40BU-30M	76
LPC40G-10M	76
LPC40G-30M	76
LPC40GN-10M	76
LPC40GN-30M	76
LPC40-M40-C	78
LPC40-M40-C90	78
LPC40-M40-C-FG	81
LPC40-M40-CSS	79
LPC40-M40ST-C-FG	81
LPC40O-10M	76
LPC40O-30M	76
LPC50B-10M	76
LPC50B-30M	76
LPC50BU-10M	76
LPC50BU-30M	76
LPC50G-10M	76
LPC50G-30M	76
LPC50GN-10M	76

Part Number	Page
LPC50GN-30M	76
LPC50-M50-C	78
LPC50-M50-C90	78
LPC50-M50-C-FG	81
LPC50-M50-CSS	79
LPC50-M50ST-C-FG	81
LPC50O-10M	76
LPC50O-30M	76
LPC63B-10M	76
LPC63B-30M	76
LPC63BU-10M	76
LPC63BU-30M	76
LPC63G-10M	76
LPC63G-30M	76
LPC63GN-10M	76
LPC63GN-30M	76
LPC63-M63-C	78
LPC63-M63-C90	78
LPC63-M63-C-FG	81
LPC63O-10M	76
LPC63O-30M	76
LPCBUFG16-30M	80
LPCBUFG20-10M	80
LPCBUFG20-30M	80
LPCBUFG25-10M	80
LPCBUFG25-30M	80
LPCBUFG32-10M	80
LPCBUFG32-30M	80
LPCBUFG40-10M	80
LPCBUFG40-30M	80
LPCBUFG50-10M	80
LPCBUFG50-30M	80
LPCBUFG63-10M	80
LPCBUFG63-30M	80
LPCGFG16-30M	80
LPCGFG20-10M	80
LPCGFG20-30M	80
LPCGFG25-10M	80
LPCGFG25-30M	80
LPCGFG32-10M	80
LPCGFG32-30M	80
LPCGFG40-10M	80
LPCGFG40-30M	80
LPCGFG50-10M	80
LPCGFG50-30M	80
LPCGFG63-10M	80
LPCGFG63-30M	80
LPCWFG16-30M	80
LPCWFG20-10M	80
LPCWFG20-30M	80
LPCWFG25-10M	80
LPCWFG25-30M	80
LPCWFG32-10M	80
LPCWFG32-30M	80
LPCWFG40-10M	80
LPCWFG40-30M	80
LPCWFG50-10M	80
LPCWFG50-30M	80
LPCWFG63-10M	80
LPCWFG63-30M	80
LTBRDLFH20B-25M	96
LTBRDLFH25B-25M	96
LTBRDLFH32B-25M	96
LTBRDP20B-25M	96
LTBRDP25B-25M	96
LTBRDP32B-25M	96
LTBRDP40B-10M	96
LTBRDP50B-10M	96
LTBRDP63B-10M	96
LTBRDPBUFG20-10M	108
LTBRDPBUFG20-25M	108
LTBRDPBUFG25-10M	108
LTBRDPBUFG25-25M	108
LTBRDPBUFG32-10M	108

Part Number	Page
LTBRDPBUFG32-25M	108
LTBRDPBUFG40-10M	108
LTBRDPBUFG50-10M	108
LTBRDPWFG20-10M	108
LTBRDPWFG20-25M	108
LTBRDPWFG25-10M	108
LTBRDPWFG25-25M	108
LTBRDPWFG32-10M	108
LTBRDPWFG32-25M	108
LTBRDPWFG40-10M	108
LTBRDPWFG50-10M	108
LTP10B-50M	94
LTP10-E	96
LTP10-M12-C	98
LTP10-M16-C	98
LTP12B-25M	94
LTP12B-50M	94
LTP12-E	96
LTP12-M12-C	98
LTP12-M16-C	98
LTP12-M16-C90	99
LTP12-M16-S	98
LTP12-PG9-C	98
LTP16-050-C	98
LTP16-050-CUL	100
LTP16-050-EXD	102
LTP16-050-EXD-SS	102
LTP16-050-EXE	104
LTP16B-10M	94
LTP16B-25M	94
LTP16B-50M	94
LTP16-E	96
LTP16-M16-C	98
LTP16-M16-C90	99
LTP16-M16-C-FG	109
LTP16-M16-CG	120
LTP16-M16-CSS	101
LTP16-M16-EXE	104
LTP16-M16-EXE-45	104
LTP16-M16-EXE-90	104
LTP16-M16-S	98
LTP16-M16ST-C-FG	109
LTP16-M20-C	98
LTP16-M20-C45	99
LTP16-M20-C90	99
LTP16-M20-CSS	101
LTP16-M20-CSS90	101
LTP16-M20-CUL	100
LTP16-M20-CUL45	100
LTP16-M20-CUL90	100
LTP16-M20-EXD	102
LTP16-M20-EXD-45	103
LTP16-M20-EXD-90	103
LTP16-M20-EXD-SS	102
LTP16-M20-EXE	104
LTP16-M20-EXE-45	104
LTP16-M20-EXE-90	104
LTP16-M20-S	98
LTP16-PG11-C	98
LTP16-PG11-EXE	104
LTP16-PG13-C	98
LTP16-PG13-EXE	104
LTP20-050-C	98
LTP20-050-CUL	100
LTP20-050-EXD	102
LTP20-050-EXD-SS	102
LTP20-050-EXE	104
LTP20-050P-C90-FG	109
LTP20-050P-C-FG	109
LTP20B-10M	94
LTP20B-25M	94
LTP20B-50M	94
LTP20-E	96
LTP20-LTP20	99

Part Number	Page
LTP20-M20-C	98
LTP20-M20-C45	99
LTP20-M20-C90	99
LTP20-M20-C90-FG	109
LTP20-M20-C-FG	109
LTP20-M20-CG	120
LTP20-M20-CSS	101
LTP20-M20-CSS90	101
LTP20-M20-CUL	100
LTP20-M20-CUL45	100
LTP20-M20-CUL90	100
LTP20-M20-EXD	102
LTP20-M20-EXD-45	103
LTP20-M20-EXD-90	103
LTP20-M20-EXD-SS	102
LTP20-M20-EXE	104
LTP20-M20-EXE-45	104
LTP20-M20-EXE-90	104
LTP20-M20-F	98
LTP20-M20-S	98
LTP20-M20-SF	98
LTP20-M20ST-C	123
LTP20-M20ST-C-FG	109
LTP20-PG16-C	98
LTP20-PG16-EXE	104
LTP25-075-C	98
LTP25-075-CUL	100
LTP25-075-EXD	102
LTP25-075-EXD-SS	102
LTP25-075-EXE	104
LTP25-075P-C90-FG	109
LTP25-075P-C-FG	109
LTP25B-10M	94
LTP25B-25M	94
LTP25B-50M	94
LTP25-E	96
LTP25-LTP25	99
LTP25-M25-C	98
LTP25-M25-C45	99
LTP25-M25-C90	99
LTP25-M25-C90-FG	109
LTP25-M25-C-FG	109
LTP25-M25-CG	120
LTP25-M25-CSS	101
LTP25-M25-CSS90	101
LTP25-M25-CUL	100
LTP25-M25-CUL45	100
LTP25-M25-CUL90	100
LTP25-M25-EXD	102
LTP25-M25-EXD-45	103
LTP25-M25-EXD-90	103
LTP25-M25-EXD-SS	102
LTP25-M25-EXE	104
LTP25-M25-EXE-45	104
LTP25-M25-EXE-90	104
LTP25-M25-F	98
LTP25-M25-S	98
LTP25-M25-SF	98
LTP25-M25ST-C-FG	109
LTP25-PG21-C	98
LTP25-PG21-EXE	104
LTP32-100-C	98
LTP32-100-CUL	100
LTP32-100-EXD	102
LTP32-100-EXD-SS	102
LTP32-100-EXE	104
LTP32-100P-C90-FG	109
LTP32-100P-C-FG	109
LTP32B-10M	94
LTP32B-25M	94
LTP32-E	96
LTP32-M32-C	98
LTP32-M32-C45	99
LTP32-M32-C90	99

Part Number Index

Part Number	Page
LTP32-M32-C90-FG	109
LTP32-M32-C-FG	109
LTP32-M32-CG	120
LTP32-M32-CSS	101
LTP32-M32-CSS90	101
LTP32-M32-CUL	100
LTP32-M32-CUL45	100
LTP32-M32-CUL90	100
LTP32-M32-EXD	102
LTP32-M32-EXD-45	103
LTP32-M32-EXD-90	103
LTP32-M32-EXD-SS	102
LTP32-M32-EXE	104
LTP32-M32-EXE-45	104
LTP32-M32-EXE-90	104
LTP32-M32-F	98
LTP32-M32-S	98
LTP32-M32-SF	98
LTP32-M32ST-C-FG	109
LTP32-PG29-C	98
LTP32-PG29-EXE	104
LTP40-125-C	98
LTP40-125-CUL	100
LTP40-125-EXD	102
LTP40-125-EXD-SS	102
LTP40-125-EXE	104
LTP40-125P-C-FG	109
LTP40-175-C	98
LTP40B-10M	94
LTP40B-25M	94
LTP40-E	96
LTP40-M40-C	98
LTP40-M40-C45	99
LTP40-M40-C90	99
LTP40-M40-C-FG	109
LTP40-M40-CSS	101
LTP40-M40-CSS90	101
LTP40-M40-CUL	100
LTP40-M40-CUL45	100
LTP40-M40-CUL90	100
LTP40-M40-EXD	102
LTP40-M40-EXD-45	103
LTP40-M40-EXD-90	103
LTP40-M40-EXD-SS	102
LTP40-M40-EXE	104
LTP40-M40-EXE-45	104
LTP40-M40-EXE-90	104
LTP40-M40-F	98
LTP40-M40-S	98
LTP40-M40-SF	98
LTP40-M40ST-C-FG	109
LTP40-PG36-C	98
LTP40-PG36-EXE	104
LTP50-150-CUL	100
LTP50-150-EXD	102
LTP50-150-EXD-SS	102
LTP50-150-EXE	104
LTP50-150P-C-FG	109
LTP50B-10M	94
LTP50B-25M	94
LTP50-E	96
LTP50-M50-C	98
LTP50-M50-C45	99
LTP50-M50-C90	99
LTP50-M50-C-FG	109
LTP50-M50-CSS	101
LTP50-M50-CSS90	101
LTP50-M50-CUL	100
LTP50-M50-CUL45	100
LTP50-M50-CUL90	100
LTP50-M50-EXD	102
LTP50-M50-EXD-45	103
LTP50-M50-EXD-90	103
LTP50-M50-EXD-SS	102
LTP50-M50-EXE	104
LTP50-M50-EXE-45	104
LTP50-M50-EXE-90	104
LTP50-M50-F	98
LTP50-M50-S	98
LTP50-M50-SF	98
LTP50-M50ST-C-FG	109
LTP50-PG42-C	98
LTP50-PG42-EXE	104
LTP63-200-CUL	100
LTP63-200-EXD	102
LTP63-200-EXD-SS	102
LTP63-200-EXE	104
LTP63-200-EXE-45	104
LTP63-200-EXE-90	104
LTP63-200P-C-FG	109
LTP63B-10M	94
LTP63B-25M	94
LTP63-E	96
LTP63-M63-C	98
LTP63-M63-C45	99
LTP63-M63-C90	99
LTP63-M63-C-FG	109
LTP63-M63-CSS	101
LTP63-M63-CSS	101
LTP63-M63-CSS90	101
LTP63-M63-CUL	100
LTP63-M63-CUL45	100
LTP63-M63-CUL90	100
LTP63-M63-EXD	102
LTP63-M63-EXD-45	103
LTP63-M63-EXD-90	103
LTP63-M63-EXD-SS	102
LTP63-M63-EXE	104
LTP63-M63-EXE-45	104
LTP63-M63-EXE-90	104
LTP63-PG48-C	98
LTP63-PG48-EXE	104
LTPAS16B-25M	94
LTPAS20B-25M	94
LTPAS25B-25M	94
LTPAS32B-25M	94
LTPAS40B-10M	94
LTPAS50B-10M	94
LTPAS63B-10M	94
LTPB16-M16-C	106
LTPB16-M16-C90	107
LTPB16-M16-CG	120
LTPB16-M16-S	106
LTPB16-M20-C	106
LTPB16-M20-C90	107
LTPB16-M20-S	106
LTPB20-050-EXD	107
LTPB20-M20-C	106
LTPB20-M20-C90	107
LTPB20-M20-CG	120
LTPB20-M20-EXD	107
LTPB20-M20-EXD-90	107
LTPB20-M20-S	106
LTPB25-075-EXD	107
LTPB25-M25-C	106
LTPB25-M25-C90	107
LTPB25-M25-CG	120
LTPB25-M25-EXD	107
LTPB25-M25-EXD-90	107
LTPB25-M25-S	106
LTPB32-100-EXD	107
LTPB32-M32-C	106
LTPB32-M32-C90	107
LTPB32-M32-CG	120
LTPB32-M32-EXD	107
LTPB32-M32-EXD-C90	107
LTPB32-M32-S	106
LTPB40-125-EXD	107
LTPB40-M40-C	106
LTPB40-M40-C90	107
LTPB40-M40-EXD	107
LTPB40-M40-EXD-C90	107
LTPB40-M40-S	106
LTPB50-150-EXD	107
LTPB50-M50-C	106
LTPB50-M50-C90	107
LTPB50-M50-EXD	107
LTPB50-M50-EXD-C90	107
LTPB50-M50-S	106
LTPBRD16-25M	106
LTPBRD20-25M	106
LTPBRD25-25M	106
LTPBRD32-25M	106
LTPBRD40-10M	106
LTPBRD50-10M	106
LTPBUFG16-25M	108
LTPBUFG20-10M	108
LTPBUFG20-25M	108
LTPBUFG25-10M	108
LTPBUFG25-25M	108
LTPBUFG32-10M	108
LTPBUFG32-25M	108
LTPBUFG40-10M	108
LTPBUFG50-10M	108
LTPBUFG63-10M	108
LTPHC12B-25M	94
LTPHC16B-25M	94
LTPHC20B-25M	94
LTPHC25B-25M	94
LTPHC32B-25M	94
LTPHC40B-10M	94
LTPHC50B-10M	94
LTPHC63B-10M	94
LTPLFH16B-25M	94
LTPLFH20B-10M	94
LTPLFH20B-25M	94
LTPLFH25B-10M	94
LTPLFH25B-25M	94
LTPLFH32B-10M	94
LTPPU10B-25M	95
LTPPU10BU-25M	95
LTPPU12B-25M	95
LTPPU12BU-25M	95
LTPPU16B-25M	95
LTPPU16BU-25M	95
LTPPU20B-25M	95
LTPPU20BU-25M	95
LTPPU25B-25M	95
LTPPU25BU-25M	95
LTPPU32B-25M	95
LTPPU32BU-25M	95
LTPPU40B-10M	95
LTPPU40BU-10M	95
LTPPU50B-10M	95
LTPPU50BU-10M	95
LTPPU63B-10M	95
LTPPU63BU-10M	95
LTPPUAS16B-25M	95
LTPPUAS20B-25M	95
LTPPUAS25B-25M	95
LTPPUAS32B-25M	95
LTPPUAS40B-10M	95
LTPPUAS50B-10M	95
LTPPUAS63B-10M	95
LTPSS16-25M	95
LTPSS16B-25M	95
LTPSS20-25M	95
LTPSS20B-25M	95
LTPSS25-25M	95
LTPSS25B-25M	95
LTPSS32-10M	95
LTPSS32B-10M	95
LTPSS40-10M	95
LTPSS50-10M	95
LTPSS63-10M	95
LTPSSBUFG16-25M	108
LTPSSBUFG20-25M	108
LTPSSBUFG25-25M	108
LTPSSBUFG32-10M	108
LTPSSBUFG40-10M	108
LTPSSBUFG50-10M	108
LTPWFG16-25M	108
LTPWFG20-10M	108
LTPWFG20-25M	108
LTPWFG25-10M	108
LTPWFG25-25M	108
LTPWFG32-10M	108
LTPWFG32-25M	108
LTPWFG40-10M	108
LTPWFG50-10M	108
LTPWFG63-10M	108
MP-12-M16	69
MP-16-M16	69
MP-16-M20	69
MP-20-M20	69
MP-25-M25	69
MP-28-M25	69
MP-32-M32	69
MP-40-M40	69
MP-50-M50	69
MP90-16-M16	69
MP90-16-M20	69
MP90-20-M20	69
MP90-25-M25	69
MP90-28-M25	69
MP90-32-M32	69
MP90-40-M40	69
MPC-12-M16	74
MPC-12-PG9	74
MPC-16-050	74
MPC-16-M16	74
MPC-16-M20	74
MPC-16-PG11	74
MPC-16-PG13	74
MPC-20-050	74
MPC-20-M20	74
MPC-20-PG16	74
MPC-25-075	74
MPC-25-M25	74
MPC-25-PG21	74
MPC-30-PG29	74
MPC-32-100	74
MPC-32-M32	74
MPC-32-PG29	74
MPC-40-125	74
MPC-40-M40	74
MPC-40-PG36	74
MPC45-16-050	75
MPC45-16-M20	75
MPC45-20-050	75
MPC45-20-M20	75
MPC45-25-075	75
MPC45-25-M25	75
MPC45-32-100	75
MPC45-32-M32	75
MPC-50-150	74
MPC-50-M50	74
MPC-50-PG42	74
MPC-63-200	74
MPC-63-M63	74
MPC-63-PG48	74
MPC90-16-050	75
MPC90-16-M16	75
MPC90-16-M20	75
MPC90-16-PG11	75
MPC90-16-PG13	75

Atkore™ Flexicon

Part Number Index

Part Number	Page
MPC90-20-050	75
MPC90-20-M20	75
MPC90-20-PG16	75
MPC90-25-075	75
MPC90-25-M25	75
MPC90-25-PG21	75
MPC90-32-100	75
MPC90-32-M32	75
MPC90-32-PG29	75
MPC90-40-125	75
MPC90-40-M40	75
MPC90-40-PG36	75
MPS-12-M16	69
MPS-16-M16	69
MPS-16-M20	69
MPS-20-M20	69
MPS-25-M25	69
MPS-28-M25	69
MPS-32-M32	69
MPS90-16-M16	69
MPS90-16-M20	69
MPS90-20-M20	69
MPS90-25-M25	69
MPS90-28-M25	69
MPS90-32-M32	69
NSZ1-30-00	80
NSZ2-30-00	80
NSZ3-30-00	80
NSZ4-30-00	80
NSZ5-24-00	80
NSZ6-24-00	80
NSZ7-24-00	80
PG11-N	124
PG13-N	124
PG16-N	124
PG21-N	124
PG29-N	124
PG36-N	124
PG42-N	124
PG48-N	124
PG7-N	124
PG9-N	124
REC10	49
REC13	49
REC16	49
REC21	49
REC28	49
REC34	49
REC42	49
REC54	49
REC67	49
REC80	49
RSW16	124
RSW20	124
RSW25	124
RSW32	124
RSW40	124
RSW50	124
RSW63	124
RTPF20	127
RTPF25	127
RTPF32	127
S-M16	124
S-M20	124
S-M25	124
S-M32	124
S-M40	124
S-M50	124
S-M63	124
SP-M12	124
SP-M16	124
SP-M20	124
SP-M20-FG-NPB	123
SP-M20-FG-SS	123

Part Number	Page
SP-M25	124
SP-M32	124
SP-PG11	124
SP-PG13	124
SP-PG16	124
SP-PG21	124
SP-PG29	124
SP-PG7	124
SP-PG9	124
SP-R16	62
SP-R21	62
SP-R28	62
SP-R34	62
SPW16	124
SPW20	124
SPW25	124
SPW32	124
SS-M16	124
SS-M20	124
SS-M25	124
SS-M32	124
SS-M40	124
SS-M50	124
SS-M63	124
SSU10-10M	88
SSU10-25M	88
SSU10-M12-M	88
SSU10-M12-S	89
SSU12-10M	88
SSU12-25M	88
SSU12-M16-M	88
SSU12-M16-S	89
SSU16-10M	88
SSU16-25M	88
SSU16-M16-M	88
SSU16-M16-S	89
SSU20-10M	88
SSU20-25M	88
SSU20-M20-M	88
SSU20-M20-S	89
SSU25-10M	88
SSU25-25M	88
SSU25-M25-M	88
SSU25-M25-S	89
SSU32-10M	88
SSU32-25M	88
SSU32-M32-M	88
SSU32-M32-S	89
SSU40-10M	88
SSU40-M40-M	88
SSU50-10M	88
SSU50-M50-M	88
SSU63-10M	88
SSU63-M63-M	88
ST16	127
ST20	127
ST25	127
ST32	127
SW12	124
SW16	124
SW20	124
SW25	124
SW32	124
SW40	124
SW50	124
SW63	124
SWPG11	124
SWPG13	124
SWPG16	124
SWPG21	124
SWPG29	124
SWPG36	124
SWPG42	124
SWPG48	124

Part Number	Page
SWPG7	124
SWPG9	124
SZ01-30-00	108
SZ02-30-00	108
SZ03-30-00	108
SZ04-30-00	108
SZ05-24-00	108
SZ06-24-00	108
SZ07-24-00	108
T12X12X12	69
T16X16X16	69
T20X20X20	69
T25X25X25	69
TS12X12X12	69
TS16X16X12	69
TS20X25X20	69
TS25X20X25	69

Part Number	Page

Notes

Atkore Flexicon

Flexicon make it simple

Flexicon are all about innovation, not only in our products, but also in the ways that we deliver product information to our customers.

atkore.com/flexicon

flexiapp – find-a-conduit

Try our new smart phone app and find the perfect conduit for your requirements!

Scan me

Flexicon 3D CAD Models

Powered by Cadenas, our Parts Community provides technical information on all of our conduits, fittings and accessories. From CAD models, dimensional diagrams and 3D PDFs to part numbers, sizes and downloadable datasheets – all available in one place.

Visit http://flexicon.partcommunity.com for further information, or follow the link on the Flexicon website.

Latest Literature

Contact us for your copy now flexiconsales@atkore.com or visit our website to view online.

Errors, omissions and amendments excepted

Information given in this catalogue is for guidance only as our policy is one of continuous development and specifications may change. Flexicon is not liable for claims arising from product misuse.

Terms and Conditions of Sale

Products are supplied subject to Flexicon terms and conditions of sale. These can be viewed on our website www.atkore.com/flexicon

Atkore™ | BUILDING BETTER TOGETHER

With a unique portfolio of electrical solutions, Atkore ensures that electricity is safely, efficiently and effectively running through your facility. Whether it's a Hospital, Manufacturing Plant, Datacentre, University or High rise building – Atkore have the product solutions that meet your unique needs – everything from steel, PVC and aluminium conduit to armoured cables and flexible conduits to the strut, wire baskets and cable trays needed to support it all. No other company provides this level of flexibility. Below is a brief introduction to a selection of our Atkore brands Vergokan, Unistrut and Marco with links to find out more...

Atkore™ Vergokan

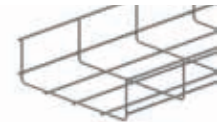

Atkore Vergokan

With 3 manufacturing facilities across Europe, and worldwide distribution, Atkore Vergokan specialises in metal cable support systems to save installers time.

- Wire Basket
- Cable Tray
- Cable Ladder
- Mounting Systems
- Industrial Floor Trunking
- Floor Installations

Visit atkore.com/vergokan for further information

Atkore™ Unistrut

Atkore Unistrut

Atkore Unistrut is renowned for metal framing and cable management solutions worldwide. With an extensive array of products we can help to deliver systems and solutions to manage and route your cables safely and securely.

- Channel / Strut
- Channel fixings
- Cable Tray & Accessories
- Cable Ladder & Accessories
- Pipe Clips and Clamps
- Mounting Systems
- Surface Trunking
- Lighting Trunking
- Underfloor Systems

Visit atkore.com/unistrut for further information

Atkore™ Marco

Atkore Marco

Atkore Marco offers a wide range of cable management products to safely and efficiently route cables. As a leading UK Manufacturer of uPVC cable management systems and Steel Wire Cable Tray we have many innovative solutions to save you time and money on your next project.

- Perimeter Trunking
- Data Trunking
- Mini / Maxi Trunking
- Accessories
- Bench Trunking
- Power Poles
- Power Posts
- Steel Wire Cable Tray
- Steel Wire Cable Accessories

Visit atkore.com/marco for further information

Allied Tube & Conduit ▲ AFC Cable Systems ▲ Heritage Plastics ▲ Unistrut ▲ United Poly Systems ▲ FRE Composites ▲ Cope ▲ Calbrite Unistrut Construction ▲ Calbond ▲ Kaf-Tech ▲ Columbia-MBF ▲ Eastern Wire + Conduit ▲ ACS/Uni-Fab ▲ Four Star Industries ▲ Marco Power-Strut ▲ Calconduit ▲ Razor Ribbon ▲ Calpipe Security ▲ Queen City Plastics ▲ Sasco Strut ▲ Vergokan ▲ Flexicon ▲ Cii ▲ US Tray

Atkore™

Allied Tube & Conduit • AFC Cable Systems • Heritage Plastics • Unistrut
Unistrut Construction • United Poly Systems • Calbrite • Calbond • Cii • US Tray
Power-Strut • Calconduit • Razor Ribbon • Calpipe Security • Vergokan • Marco
Columbia-MBF • Eastern Wire + Conduit • ACS/Uni-Fab • Sasco Strut • Kaf-Tech
Cope • FRE Composites • Queen City Plastics • Four Star Industries • Flexicon

Atkore Flexicon (Head Office)
Roman Way, Coleshill, Birmingham,
B46 1HG, United Kingdom

T: +44 (0)1675 466900
F: +44 (0)1675 466901
E: flexiconsales@atkore.com

Want to join a company that helps you build the mindset, skill set and tool set for success? Visit us at atkore.com/careers

Atkore Flexicon (Australia)
Sydney Office
Unit 3, 415 Pembroke Road, Minto, NSW 2566, Australia

T: +61 (0) 2 8884 3888
F: +61 (0) 2 8884 3889
T: National Sales Hotline: 1300 00 FLEX (3539)
E: flexiconausales@atkore.com

©2022 Atkore. All rights reserved.

FLX-CAT-0722